

MINISTRY OF HEALTH OF THE REPUBLIC OF BELARUS
Educational Institution
BELARUSIAN STATE MEDICAL UNIVERSITY

**Контрольный
экземпляр**



APPROVED

By First Vice-Rector, Professor

I.N.Moroz

18.10.2022

Reg. No. *19-1-7-2-7/2023/07* p.

PROGRAM

**WORK EXPERIENCE PRACTICAL TRAINING MEDICAL OUTPATIENT
PRACTICE IN ORAL AND MAXILLOFACIAL PEDIATRIC SURGERY**

**for the specialty:
1-79 01 07 «Dentistry»**

2022

The program of the work experience practical training is based on the educational standard of higher education in the specialty 1-79 01 07 "Dentistry" approved and enforced by the Resolution of the Ministry of Education of the Republic of Belarus of 26.01.2022 No. 14; and on the curriculum of the higher educational institution in the specialty 1-79 01 07 "Dentistry" approved by 19.05.2021, registration No. L 79-1-7/2122/

COMPILERS:

N.V.Shakovets, head of the department of Pediatric Dentistry of Educational Institution «Belarusian State Medical University», doctor of medical sciences, professor;

D.N.Naumovich, associate professor of the department of Pediatric Dentistry of Educational Institution «Belarusian State Medical University», associate professor;

I.M.Losik, associate professor of the department of Pediatric Dentistry of Educational Institution «Belarusian State Medical University», associate professor;

Y.V.Zenkevich, assistant of the department of Pediatric Dentistry of Educational Institution «Belarusian State Medical University»

O.V. Kolkovskaya, assistant of the department of Pediatric Dentistry of Educational Institution «Belarusian State Medical University»

RECOMMENDED FOR APPROVAL:

By the Department of Pediatric Dentistry of the Educational Institution «Belarusian State Medical University»
(protocol No. 5 of 24.10.2022);

By the Council of the faculty (name) of the Educational Institution «Belarusian State Medical University»
(protocol No. 2 of 27.10.2022)

EXPLANATORY NOTE

The purpose of work experience practical training of medical practice of pediatric oral and maxillofacial surgery and surgical dentistry is to provide for students' mastering practical skills and competences and prepare them for independent professional activity in the field of the specialty dentistry.

The tasks of students' work experience practical training of medical practice of pediatric oral and maxillofacial surgery and surgical dentistry include:

acquiring professional skills in the specialty, consolidation, expansion, and systematization of knowledge obtained during the study of academic discipline «Dentistry».

gaining experience in public, organizational and educational work in the healthcare system.

Upon completion of work experience practical training of medical practice of pediatric oral and maxillofacial surgery and surgical dentistry, the student must

know:

- the orders, instructions regulating the sanitary and anti-epidemic mode in healthcare institution;
- the role and tasks of the doctor at providing qualified and specialized medical care to the population;
- rules for filling out medical documents at an outpatient appointment;
- anatomical and physiological features of the maxillofacial region in children;
- examination methods and their features in children with inflammatory diseases, traumas, diseases of the temporomandibular joint and some congenital malformations of the face and oral cavity;
- peculiarities of diagnosis and treatment in children with basic dental surgical diseases;
- basic concepts - classification, etiology, pathogenesis, clinical picture, diagnosis and principles of treatment of pyoinflammatory diseases, traumatic injuries, diseases of the temporomandibular joint (hereinafter - TMJ) and congenital malformations of the maxillofacial region in children;
- features of prevention of surgical dental diseases, including congenital malformations;
- indications and contraindications to local anesthesia of maxillofacial area in children;
- features of the technique of infiltration and block anesthesia of maxillofacial area in children;
- features of prevention of complications during local anesthesia and tooth extraction operations in children;
- the scheme of providing medical care to the patient in the case of complications;
- indications and contraindication to general anesthesia in children;
- indications and contraindications to operation of tooth extraction in child;
- instruments for tooth extraction in children;

- indications to hospitalization of children with surgical pathology of the maxillofacial area;

be able to:

- provide the measures of the sanitary and anti-epidemic regime;
- provide the safe working conditions at the outpatient clinic for children;
- competently formulate and correctly fill, register medical documents at the outpatient children's reception;
- examine a child with surgical pathology of the maxillofacial region with the formulation of a diagnosis and perform an individual treatment plan;
- describe the X-ray of the teeth and jaws;
- provide infiltration and block anesthesia (under the guidance of the head of the practice);
- provide the selection of instruments for the operation of tooth extraction in a child;
- perform of certain types of outpatient oral surgery (under the guidance of the head of the practice);
- provide emergency medical care to a child with a fractured jaw, trauma of the teeth;
- provide emergency medical care to a child with shock, bleeding, asphyxia;
- provide emergency medical care to a child with pain syndrome;

possess:

- skills of analysis at examination a child with surgical pathology of the maxillofacial region;
- skills of carrying out technique of local anesthesia during surgical interventions in the oral cavity;
- skills of the technique of typical tooth extraction operation;
- skills of providing medical care to children in case of emergency conditions.

Totally, the number of academic hours for work experience practical training in medical practice of pediatric oral and maxillofacial surgery and surgical dentistry is 54 during 1 week at the end of 9th semester.

Of these, 36 hours of practical classes, 18 hours of supervised independent work (hereinafter, SIW).

Current assessment is carried out on the last day of practical training in the form of a graded credit, for which the student submits a diary, a report on workplace practice and a performance review.

Students undergo practical training in the healthcare institutions of the Ministry of Health of the Republic of Belarus, which are the bases for practical training of University students (hereinafter referred to as healthcare institutions).

In healthcare institutions, general and direct supervision of students' practical training is carried out.

General supervision of practical training in healthcare institutions is carried out by the head of the healthcare institution or his deputy.

Direct supervision of practical training in the healthcare institution is carried out by an employee of the healthcare institution from among the most qualified specialists appointed by the order of the head of the institution.

General supervision of practical training is carried out by the Head of the University practical training, scientific and methodological guidance — by the head of practical training of the department of Pediatric Dentistry.

CONTENT OF PRACTICE

Students study the content of documents (orders, regulations and instructions) that regulate the sanitary and epidemiological regime in a medical institution; study methods of prevention of nosocomial infection, hepatitis, HIV infection and iatrogenic factors in dentistry while undergoing medical practice of pediatric maxillofacial surgery and surgical dentistry.

Also, students abide by safety precautions and rules of the exploitation of dental equipment, the basics of ergonomics in dentistry, participate in measures to ensure the sanitary and anti-epidemic regime in the surgical dental office of the polyclinic, while undergoing medical practice of pediatric maxillofacial surgery and surgical dentistry.

Students during practice of pediatric maxillofacial surgery and surgical dentistry perform all types of work, according to this program, under the supervision of their supervisor and with the obligatory recording of the corresponding medical documentation.

During the practice, students carry out a clinical examination of pediatric patients with surgical pathology of the maxillofacial region, formulate a diagnosis and draw up an individual treatment plan and preventive measures to maintain the child's dental health. Students describe an X-ray of teeth and jaws, select instruments for tooth extraction operation in children. A diary of patient's dental status and the amount of practical skills is daily completed. Students perform infiltration and block anesthesia and some types of outpatient oral surgery (under the guidance of a supervisor).

Students during their practice of pediatric maxillofacial surgery and surgical dentistry are directly involved in operations as an assistant and in the postoperative treatment of these patients.

Students participate in medical conferences of the polyclinic and carry out sanitary and educational work among patients-children and their parents.

Forms of practical training

Work experience practical training of medical practice of pediatric oral and maxillofacial surgery and surgical dentistry is carried out in the following forms:

- assistance in carrying out surgical operations, bandaging patients after operations;
- independent examination of the patient, assessment of the state of the oral cavity, reading radiographs, filling out the patient's medical documentation, drawing up an individual treatment plan, performance of local anesthesia and tooth extraction (under the guidance of the supervisor of the practice);
- observation of the doctor's filling out of the certificate of temporary disability;
- conducting sanitary and educational work.

INFORMATION AND METHODOLOGICAL PART

REQUIREMENTS FOR THE CONTENT, DESIGN OF THE DIARY, PRACTICE REPORT AND STUDENT'S PERFORMANCE REVIEW

During practical training, the student must, under the supervision of the direct supervisor of the practice from the healthcare institution, complete the practice program and reflect the progress of its fulfillment in the Practice Diary according to Appendix 1.

During the week of practical training, the student must prepare a written Report on the fulfillment of the practice program according to Appendix 2.

The Practice Report should be signed by the student, the direct supervisor of the practice from the healthcare institution and approved by the head (deputy head) of the healthcare institution.

Upon completion of practical training, the supervisor of practical training from the healthcare institution should prepare a Student's Performance Review according to Appendix 3.

The execution of the Diary, Report, and Review should be carried out on A4 paper using the MS Word application and in accordance with the requirements of the state standard STB 6-38-2004 for the requisite details, text, design of the document and data in tables.

The signature of the supervisor in the Practice Diary should be certified in accordance with the established procedure.

Diaries, Reports, Reviews, and other documents on work experience practice are stored in accordance with the nomenclature of the department of the educational institution "Belarusian State Medical University" responsible for the organization of work experience practical training.

GUIDELINES FOR PRACTICE SUPERVISORS AND STUDENTS

Departments in charge of work experience practical training should:

annually revise the program of practical training, report documentation on students' work experience practice and upgrade it if necessary;

introduce students to the purpose, tasks and program of work experience practical training, submit the information about healthcare institutions to the Head of University Practice;

provide the Head of the University Practice and the Deans of the faculties with reliable and updated information about healthcare institutions and the number of students they can accept;

form student assignment lists for work experience practical training in healthcare institutions, plan the necessary number of teachers for direct supervision of students' practical training, submit a memo to the Rector of the University with the information on the appointment of direct supervisors of work experience practical training from among the teachers of departments and the optimal number of students for the organization of work experience practical training in healthcare institutions;

at least 10 days before the start of practical training, arrange for the visit of direct supervisors from departments to healthcare institutions to check their readiness to receive students, presenting the information to the Head of the University Practice;

identify and promptly eliminate drawbacks in the course of practical training, and, if necessary, report them to the Dean's Office, the Head of the University Practice and the head of the healthcare institution;

control the discipline of students and inform the Dean's Offices about any violations of discipline, about the academic debts of students in work experience practice, provide advisory assistance to healthcare institutions in organizing students' work experience practice;

in a timely manner, obtain credit and examination sheets at the Dean's Office of the faculty for conducting a graded credit in work experience practice;

conduct a graded credit based on the results of practical training or of a separate section of practical training and submit the credit and examination sheets to the Dean's Offices the day after the graded credit;

analyze the implementation of practical training programs, discuss the results at the department meeting;

submit a report on the results of practical training to the Dean of the Faculty and the Head of University Practice no later than September 30 of the current year.

Heads of healthcare institutions should:

sign agreements with University on organizing students' practical training and send a second copy to the Rector's Office to the University address;

issue an Order on the enrollment of students for work experience practice in accordance with the agreements on students' work experience practice, on the appointment of general and direct supervisors of students' work experience practice at the institution and send the Order to the Rector of the University;

organize the instruction of students on occupational health and safety and occupational hygiene;

have students involved in the work stipulated by the program of work experience practice;

ensure the necessary conditions for the students to complete the program of practical training.

Direct supervisors in the healthcare institutions should:

together with the group monitor, draw up a schedule for students' practical training and submit it for approval to the head of the healthcare institution;

assign students to workplaces in accordance with the schedule of practical training;

introduce students to the organization of work at the workplace; provide students with assistance in mastering practical skills, in consolidating theoretical knowledge, professional skills at each stage of practical training;

conduct instruction on occupational safety, hygiene, fire safety in the healthcare institution and at the workplace;

upon completion of practical training, prepare the Student's Performance Review reflecting the level of acquired knowledge, skills, and the scope of the practical training program.

The group monitor must:

participate in the preparation of the schedule of practical training in the healthcare institution and bring it to students' notice;

monitor the occupational discipline in the group, promptly inform the supervisors of work experience practice from the department about violations by the students of the work regulations of the healthcare institution;

upon completion of practical training, arrange for signing the students' reporting documents (Diary, Report on Practice, Student's Performance Review) by the head of the healthcare institution and certifying them with the seal of the institution.

To undergo work experience practice, a student must:

attend a course meeting on organizational and methodological issues, instruction on occupational health and safety, and occupational hygiene for work experience practical training;

fulfill the program of work experience practical training, prepare the documents of the standard form: a Diary of work experience practice, a Report on Practice, as well as receive a Performance Review from the direct supervisor of work experience practice in accordance with Appendix 4.

strictly follow the internal working regulations of the healthcare institution, follow the basics of deontology;

receive instructions on occupational health and safety, fire safety, occupational hygiene in the institution and comply with them.

LIST OF PRACTICAL SKILLS TO BE CONSOLIDATED DURING PRACTICAL TRAINING

1. Interview, examination and examination of the patient, assessment of the state of the oral cavity.
2. Filling in the patient's medical records, drawing up an individual treatment plan.
3. Performing local anesthesia.
4. Tooth extraction.
5. Assistance during surgical interventions.
6. Bandaging of patients after surgery.
7. Filling out a form of temporary disability.
8. Reading radiographs.

THEMES AND FORMS OF SANITARY AND EDUCATIONAL WORK

1. Healthy lifestyle as prevention of congenital malformations of human (individual conversation).
2. Oral hygiene as a factor in the prevention of dental diseases (individual conversation).
3. Rational nutrition of the child as a factor in the prevention of dental diseases (individual conversation).

QUESTIONS TO PREPARE FOR THE GRADED CREDIT

1. Topical and infiltration anesthesia of maxillofacial region in children.
2. Block anesthesia of maxillofacial region in children.
3. Local complications of local anesthesia of maxillofacial region in children.
Prevention and treatment.
4. General complications of local anesthesia of maxillofacial region in children.
5. Types of general anesthesia in oral and maxillofacial pediatric surgery.
6. Indications for general anesthesia in children in a planned way.
7. Contraindications for general anesthesia in children in a planned way.
8. Preparation of a child for general anesthesia. Features of mechanical ventilation and external cardiac massage in children.
9. Indications for tooth extraction in apical periodontitis in children.
10. Indications for tooth extraction in odontogenic inflammatory diseases in children.
11. Indications for extraction of teeth with traumatic injuries (luxation, concussion, fracture) in children.
12. Orthodontic indications for tooth extraction.
13. Contraindications for extraction of teeth in a planned way.
14. Tooth extraction. Specific features in childhood.
15. Tools for tooth extraction in children. Specific features.
16. Complications during tooth extraction. Treatment and prevention.
17. Methods of arresting bleeding after tooth extraction.
18. Clinical features of inflammatory diseases of maxillofacial region in children due to the anatomical structure of the teeth, jaws and soft tissues.
19. Physiological features of the child's body that influence the clinical course of inflammatory diseases of maxillofacial region.
20. Acute suppurative odontogenic periostitis in children. Clinical picture, diagnosis and treatment.
21. Chronic odontogenic periostitis in children. Clinical picture, diagnosis and treatment.
22. Acute odontogenic osteomyelitis in children. Clinical picture, diagnosis and treatment.
23. Odontogenic infection pathways from upper and lower teeth.
24. Acute traumatic osteomyelitis of the jaws in children. Clinical picture, treatment and prevention.
25. Hematogenous osteomyelitis of jaws in children. Etiology, clinical manifestations, diagnosis and treatment.
26. Clinical picture, diagnosis and treatment of children with destructive chronic odontogenic osteomyelitis of jaws.

27. Clinical picture, diagnosis and treatment of children with productive form of chronic odontogenic osteomyelitis of jaws.
28. Clinical picture, diagnosis and treatment of children with destructive-productive form of chronic odontogenic osteomyelitis of jaws.
29. Chronic traumatic osteomyelitis of the jaws in children. Clinical picture, treatment and prevention.
30. Complications and outcomes of chronic osteomyelitis of jaws in children. Follow-up examination - the timing and content.
31. Acute odontogenic maxillary sinusitis in children. Clinical picture, diagnosis and treatment.
32. Chronic odontogenic maxillary sinusitis in children. Clinical picture, diagnosis and treatment.
33. Perforating the floor of the maxillary sinus. Clinical picture, diagnosis and treatment.
34. Acute serous lymphadenitis of maxillofacial region in children. Etiology, clinical picture, diagnosis and treatment.
35. Acute purulent lymphadenitis of maxillofacial region in children. Etiology, clinical picture, diagnosis and treatment.
36. Chronic lymphadenitis of maxillofacial region in children. Clinical picture, diagnosis and treatment.
37. Maxillofacial region abscesses in children. Clinical picture, diagnosis and treatment.
38. Maxillofacial region cellulitis in children. Etiology, pathogenesis, clinical picture, diagnosis and treatment.
39. Actinomycosis of maxillofacial region in children. Etiology, clinical picture and treatment.
40. Structural features of TMJ in children at different age periods. Classification of tmj disorders in children.
41. Dislocation of TMJ in children. Clinical picture, diagnosis and treatment.
42. Acute arthritis of TMJ in children. Etiology, clinical picture, diagnosis and treatment.
43. TMJ osteoarthritis (fibrous ankylosis) in children. Etiology, clinical picture, diagnosis and treatment.
44. Bone ankylosis of TMJ of children and adolescents. Etiology, pathogenesis, clinical picture, diagnosis and treatment.
45. Complex treatment of children with fibrous ankylosis and bone ankylosis of TMJ.
46. Neoarthritis in the area of TMJ. Etiology, clinical picture, diagnosis and treatment.
47. TMJ dysfunction in adolescents. Etiology, pathogenesis, clinical features, diagnosis and treatment.

48. Inflammatory and degenerative diseases (arthroarthrosis) of TMJ in children. Clinical picture, diagnosis and treatment.
49. Mumps (epidemic parotitis) in children. Etiology, clinical picture, diagnosis and treatment.
50. Acute non-epidemic parotitis in children. Etiology, clinical picture, diagnosis and treatment.
51. Chronic nonspecific parenchymal sialadenitis in children. Clinical picture, diagnosis and treatment in case of exacerbation.
52. Chronic nonspecific parenchymal sialadenitis in children. Clinical picture, diagnosis and treatment in case of remission.
53. Follow-up examination of children with chronic nonspecific parenchymal sialadenitis. Timing and content.
54. Sialolithiasis. Clinical picture, diagnosis and treatment in acute stage.
55. Sialolithiasis. Clinical picture, diagnosis and treatment in case of remission.
56. Furuncles of maxillofacial region of children. Clinical picture, diagnosis and treatment.
57. Mandibular fractures in children. Features, clinical picture, diagnosis and treatment scheme.
58. Methods and duration of fixation (immobilization) of mandibular fractures in children.
59. Maxillary fractures in children. Clinical picture, diagnosis and treatment scheme.
60. Methods of fixation (immobilization) of maxillary fractures in children.
61. Fractures of zygomatic bone in children. Clinical picture, diagnosis and treatment scheme.
62. Features of gunshot injuries of maxillofacial region in children.
63. Emergency medical care for children with maxillofacial region trauma.
64. Etiology of human congenital malformations.
65. Prevention of congenital malformations in humans.
66. Pathogenesis of human congenital malformations.
67. Classification of congenital clefts lip and cleft palate deformities.
68. Systemic congenital malformations of maxillofacial region (syndromes) in children. Clinical picture and treatment scheme.
69. Anatomical disorders in completed congenital cleft lip and palate (clinical picture).
70. Anatomical disorders in isolated congenital cleft lip and cleft palate.
71. Functional disorders in congenital cleft lip and cleft palate.
72. Feeding of children with congenital cleft lip and cleft palate.
73. Cheiloplasty. Objectives, timing and techniques.
74. Uranoplasty. Objectives, timing and techniques.
75. Medical rehabilitation of children with congenital cleft lip and palate.

LIST OF PRACTICAL SKILLS TO BE CONSOLIDATED DURING PRACTICAL TRAINING AND THE LEVELS OF THEIR DEVELOPMENT

Levels of practical skills:

1 – to know theoretically, professionally orientate, to know the indications for conducting;

2 – to know theoretically, evaluate, to take part in the work of medical staff;

3 – to know theoretically, to do on their own.

A practical skill can be assigned several levels (for example: 1, 2, 3, or 1, 2) If there are no conditions in the healthcare organization for mastering the skill at levels 2, 3, the student must master practical skills, according to level 1.

№	Type of practical training, name of the technique (method)	Recommended	
		Quantity	Level of development
	Sanitary and anti-epidemic		
1.	Sanitary and educational conversation (individually)	10	3
	Medical and diagnostic		
2.	Interview, examination of the patient and assessment the state of the oral cavity	20	2-3
3.	Filling out the patient's medical documentation, drawing up an individual treatment plan	20	2-3
4.	Performing local anesthesia	15	2-3
5.	Teeth extraction	15	2-3
6.	Assistance during surgical interventions	2	3
7.	Bandaging patients after surgery	2	2-3
8.	Filling out a form of temporary incapacity for work	1	2-3
9.	Reading radiographs	10	2-3

COURSE CHART AND THEMATIC PLAN FOR PRACTICAL TRAINING

Type of work	Number of hours	
	in-class	independent work
Dental examination of patients	10	-
Revealing risk factors; drawing up individual plans for treatment and prophylactic measures	10	-
Reading radiographs	2	3
Performing local anesthesia and teeth extraction	7	-
Assistance during surgical interventions	2	-
Filling out medical documentation	5	15
Total:	36	18

MINISTRY OF HEALTH OF THE REPUBLIC OF BELARUS

Educational Institution

"BELARUSIAN STATE MEDICAL UNIVERSITY"

Healthcare Institution

TITLE

APPROVED by

Head Doctor

Full name

202

STAMP

DIARY

of Medical Outpatient Department Practice in Oral and Maxillofacial Pediatric
Surgery

(full name of the student)

Faculty

Year

Student group No

Healthcare institution

(base of practical
training)

(name of the healthcare institution)

Head of Practical Training from
the healthcare institution

(signature) (name)

Head of Practical Training
from the department of
(specify the department)

(signature) (name)

Day 1. Date _____ Time _____

The content of carried out work	Amount (in day)	Level
Sanitary and anti-epidemic		
Sanitary and educational conversation (individually)		
Medical and diagnostic		
Interview, examination of the patient and assessment the state of the oral cavity		
Filling out the patient's medical documentation, drawing up an individual treatment plan		
Performing local anesthesia		
Teeth extraction		
Assistance during surgical interventions		
Bandaging patients after surgery		
Filling out a form of temporary incapacity for work		
Reading radiographs		
Additional work:		
Forms of work: <i>In the column "forms of work" are registered:</i> <i>Full name and age of patient;</i> <i>Complaints of the patient;</i> <i>Clinical manifestations (St. loc) of disease with necessary index assessment of oral status;</i> <i>Diagnosis according to ICD-10 classification;</i>	Treatment: <i>Treatment of the disease</i>	

Student _____

(signature)

Direct Supervisor of

Practical training from the Healthcare Institution

MINISTRY OF HEALTH OF THE REPUBLIC OF BELARUS
Healthcare Institution
TITLE

APPROVED BY
Head Doctor
Full name
_____202____

STAMP

Student Report of _____
(Full name)
on work experience practice in healthcare institution

(title of the healthcare institution in accordance with the State Register)
for the period of _____ 20__ to _____ 20__

№	Practical skills	Recommended		Done	
		amount	level	amount	level
	Sanitary and anti-epidemic				
1.	Sanitary and educational conversation (individually)	10	3		
	Medical and diagnostic				
2.	Interview, examination of the patient and assessment the state of the oral cavity	20	2-3		
3.	Filling out the patient's medical documentation, drawing up an individual treatment plan	20	2-3		
4.	Performing local anesthesia	15	2-3		
5.	Teeth extraction	15	2-3		

6.	Assistance during surgical interventions	2	3		
7.	Bandaging patients after surgery	2	2-3		
8.	Filling out a form of temporary incapacity for work	1	2-3		
9.	Reading radiographs	10	2-3		
	Additional work:				

Student _____
(signature) Full name

General
Practice Supervisor from the Healthcare
Institution _____
(signature) Full name

MINISTRY OF HEALTH OF THE REPUBLIC OF BELARUS

Healthcare Institution

TITLE

APPROVED BY

Head Doctor

Name

_____20

STAMP

PERFORMANCE REPORT

of the student _____

(Last name, first name, patronymic)

The review should reflect the professional qualities of the student-trainee as well as the ability to acquire professional skills. Indicate the presence and results of the development of personal qualities necessary for the profession. Give a general assessment of the results of completion of the practical training program and the achieved level of practical training. Describe the relationships with the team, knowledge and compliance with the norms of medical ethics and deontology. In conclusion, recommendations should be given on the eligibility of the student for current assessment in work experience practice, and proposals to University should be made as to the improvement of the quality of theoretical training preceding the student's referral to practice.

Direct Practice Supervisor from the Healthcare Institution

Full name

_____ 202_____

I am familiar with the report

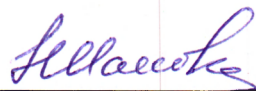
_____ Full name

_____ 202_____

(signature)


COMPILERS:

Head of the department of
Pediatric Dentistry, doctor of
medical sciences, professor




N.V.Shakovets

Associate professor of the
department of Pediatric
Dentistry, associate professor




D.N.Naumovich

Associate professor of the
department of Pediatric
Dentistry, associate professor




I.M.Losik

Assistant of the department of
Pediatric Dentistry



Y.V.Zenkevich

Assistant of the department of
Pediatric Dentistry



O.V.Kolkovskaya

The design of the work experience practical training program and execution of the accompanying documents meet the established requirements

Information about the authors (compilers) of the practical training program

Dean of the Medical Faculty for
International Students of the Educational
Institution «Belarusian State Medical
University»

24 10 2022



O.S.Ishutin

Head of Practical Training of the
Educational Institution «Belarusian State
Medical University»

24 10 2022



N.A.Medved

Methodist expert of the Educational
Institution «Belarusian State Medical
University»

24 10 2022



O.R.Romanovskaya

Name	Shakovets Natalia Vyacheslavovna
Position, scientific degree, title	Head of the department of Pediatric Dentistry of Belarusian State Medical University, Doctor of Medical Sciences, professor
☎ work	(017) 356-59-71
<i>E-mail:</i>	shakovets@gmail.com n.

Name	Naumovich Darya Nikolaevna
Position, scientific degree, title	Associate professor of the department of Pediatric Dentistry of Belarusian State Medical University, associate professor
☎ work	(017) 303-56-17

Name	Losik Irina Mikhailovna
Position, scientific degree, title	Associate professor of the department of Pediatric Dentistry of Belarusian State Medical University, associate professor
☎ work	(017) 272-56-88

Name	Zenkevich Yuri Vsevolodovich
Position, scientific degree, title	Assistant of the department of Pediatric Dentistry of Belarusian State Medical University
☎ work	(017) 272-56-88

Name	Kolkovskaya Olga Vitalevna
Position, scientific degree, title	Assistant of the department of Pediatric Dentistry of Belarusian State Medical University
☎ work	(017) 272-56-88