

MINISTRY OF HEALTH OF THE REPUBLIC OF BELARUS

EDUCATIONAL INSTITUTION

BELARUSIAN STATE MEDICAL UNIVERSITY

Контрольный
экземпляр



APPROVED

by First Vice-Rector, Professor

S.V. Gubkin

Reg. # УД-h. 505a/1617 /уч.

THERAPEUTIC DENTISTRY

Curriculum of higher educational institution

in the educational discipline for the specialty:

1-79 01 07 «Dentistry»

Curriculum is based on the standard educational program "Therapeutic dentistry", approved 29.06.2015, registration # ТД-Л.505/тип.

COMPILERS:

L.N. Dedova, Head of the 3rd Department of Therapeutic Dentistry of the Educational Institution "Belarusian State Medical University", D.Sc., Professor;
Y.L. Denisova, Professor of the 3rd Department of Therapeutic Dentistry of the Educational Institution "Belarusian State Medical University", D.Sc., Professor;
V.I. Darevsky, Associate Professor of the 3rd Department of Therapeutic Dentistry of the Educational Institution "Belarusian State Medical University", PhD, Associate Professor.

RECOMMENDED FOR APPROVAL:

by the 3rd Department of Therapeutic Dentistry of the Educational Institution "Belarusian State Medical University"

(protocol # 15 of 27.04.2016);

by the Methodological Commission of dental disciplines of the Educational Institution "Belarusian State Medical University"

(protocol # 15 of 27.04.2016)

EXPLANATORY NOTE

«**Therapeutic Dentistry**» is the educational discipline containing systematized scientific knowledge and techniques in the field of therapeutic dentistry, studying etiology and pathogenesis of the diseases of teeth, periodontal tissues and oral mucosa, methods of their diagnosis, treatment and prevention.

The curriculum of the discipline «Therapeutic Dentistry» is focused on studying the new scientific data. It allows acquiring the knowledge about the mechanisms of dental disease development, methods of prevention and therapeutic treatment, which is a prerequisite for the successful assimilation of such disciplines as «Prosthetic Dentistry», «Oral and Maxillofacial Surgery», «Pediatric Dentistry and Prevention of Dental Diseases», «Orthodontics», «Municipal Dentistry». Therefore, therapeutic dentistry is the basis for training highly qualified dentists.

The aim of teaching and learning the discipline «Therapeutic Dentistry» is to provide the students with the scientific knowledge about the etiology, pathogenesis, methods of diagnosis, treatment and prevention of the diseases of teeth, periodontal tissues and oral mucosa.

The tasks of studying the discipline are to develop the students' academic competences, based on the ability to self-search educational and information resources, as well as acquire and understand the knowledge of:

- principles of preventing and eliminating the dental disease risk factors, leading to disruption of health, aesthetics, function of teeth and surrounding tissues;
- oral health philosophy based on respect for the daily activities of oral care;
- methods of diagnosing and treating oral pathology;
- methods of examining the patient and filling in medical records;
- the basic principles of preventing, diagnosing, differential diagnosing and treating the diseases of the periodontium and oral mucosa;
- the basic principles of preventing, diagnosing and treating the diseases of the hard dental tissues and conducting the restorative treatment;
- the basic principles and methods of endodontic treatment;
- methods of diagnosing emergency conditions and providing comprehensive dental care.

The tasks of teaching the discipline include the formation of students' social, personal and professional competences, contributing to the development of clinical thinking according to medical ethics and deontology rules and carrying out diagnosis and treatment of dental diseases.

Teaching and successful learning of the discipline «Therapeutic Dentistry» is carried out on the basis of the knowledge and skills previously acquired by the students in the following disciplines:

General Chemistry. Elements of chemical thermodynamics. Elements of chemical kinetics. Buffer systems, pH estimate. Rheological properties of filling materials. Chemical composition and properties of filling materials. Influence of filling materials on the organs and tissues of the oral cavity.

Bioorganic Chemistry. Regularities in the relationship between structure and reactivity of natural and synthetic organic compounds. Behavior of organic compounds in the body and the environment. Exchange of organic substances in the dental tissues. Methods for preparing polymers, mechanisms of polymerization reaction, application of polymers for manufacturing filling materials.

Medical and Biological Physics. Design and function of medical equipment. Safety measures when working with electrical appliances. Conductivity of hard and soft tissues of the teeth. X-ray radiation, biophysical mechanisms of action. Fundamentals of mathematical statistics.

Medical Biology and General Genetics. Molecular-genetic and cellular levels of organization. Genetic basis for the development of biological species. Genetic pathology and its manifestations. Biosphere and biogenetic level of organization of the living. Ecology.

Biological Chemistry. Metabolism of proteins, lipids, carbohydrates. Biochemistry of tooth tissues. Biochemistry of plaque. Biochemical composition of saliva, the value of mineral and organic saliva components in the physiology and pathology of the organs and tissues of the mouth. Calcium and phosphorus metabolism in the human body and teeth.

Human Anatomy. International anatomical terminology. The anatomy of the teeth, the pulp, periodontium. Facial and cranial bones. Innervation, blood and lymph supply of the maxillofacial area. Topographical features of the maxillofacial area. Anatomy of the central and peripheral nervous system.

Histology, Cytology, Embryology. International histological terminology. Histological structure of enamel, dentin, cementum, dental pulp, periodontium and oral mucosa. Development and eruption terms of temporary and permanent teeth.

General Dentistry. Facilities and equipment of dental office. Tools for clinical examination and treatment of the teeth and the mucous membrane. Classification of carious cavities. Preparation of carious cavities. Materials for restoring defects of hard dental tissues. Methods for restoring defects of hard dental tissues. Endodontic instruments. Methods of root canal treatment. Materials and tools for filling root canals. Methods of filling root canals.

Normal Physiology. The role of fluoride in physiology and pathology of teeth, fluoride metabolism in the human body. The role of hormones in the regulation of mineral metabolism in the dental tissues. The role of organism reactivity in the occurrence of dental diseases. Causes, mechanisms and manifestations of common disorders of organs and systems of the oral cavity. Physiological functions of the tooth, pulp and periodontium. Functions of oral mucosa in physiological and pathological conditions. Mechanisms of pain in dental diseases.

Microbiology, Virology, Immunology. Microbial flora and viruses of the oral cavity. Plaque microflora. The human immune system. Antigens. Specific and nonspecific protective factors of the oral cavity.

General Hygiene. Environmental effects on the occurrence and course of pathological processes in the organs and tissues of the oral cavity. Occupational

hazards and their effects on organs and tissues of the oral cavity. Sanitary standards of the environment, water and food.

Pathological Anatomy. Pathomorphological processes in the enamel, dentin, cementum, alveolar bone in case of pathological conditions. Pathomorphological changes in the pulp and periodontium in case of pathological processes. Pathomorphological changes of the oral mucosa in case of the diseases of teeth, tissues and organs of the oral cavity. Pathomorphological changes of the oral mucosa in case of systemic diseases.

Pathological Physiology. Pathophysiology of pain. Allergic processes in dentistry. Nonspecific and immunological resistance of oral tissues. Homeostasis impairment. Common impairments of calcium and phosphorus metabolism.

Pharmacology. Drugs used for anesthesia in dentistry. Drugs used for the treatment of pulp and periodontium. Drugs used in dentistry for dental caries prevention. Toxic effect of drugs on the human body, tissues and organs of the oral cavity.

Internal medicine. Principles of patients' examination, the basics of diagnosis. Diseases of the cardiovascular system. The main symptoms of respiratory diseases. The clinic, diagnosis and emergency care to patients with life-threatening conditions. Clinical manifestations of occupational hazards in the mouth.

Surgical diseases. The definition of acute surgical pathology. Wounds and wound infection. The clinic, diagnosis and emergency care to patients with life-threatening conditions.

Prosthodontics. Indications for orthopedic treatment of patients with defects of crowns with fixed prostheses. Orthopaedic treatment of patients with partial defects of crowns with inlays. Orthopaedic treatment of patients with partial defects of crowns with metal crowns. Orthopaedic treatment of patients with partial defects with metal-ceramic, metal-acrylic, plastic crowns. Orthopaedic treatment of full crown defect. Orthopaedic treatment of patients with developmental disorders and diseases of hard tissues .

Pediatric dentistry and prevention of dental diseases. Methods for determining oral hygiene status. Methods of systemic and local prevention of dental caries and periodontal diseases. Means and methods of oral hygiene content. Professional hygiene.

Maxillofacial surgery and dental surgery. Local anesthesia (infiltration and conduction anesthesia). Complications of local anesthesia. Inflammatory diseases of periodontal tissues, jaws and admaxillary tissues. Injuries and diseases of the temporomandibular joint. Diseases of the salivary glands.

Beam diagnostics and radiotherapy. Radiographic study. Providing the protection of patients and staff from ionizing radiation. Radiation diagnosis of caries, its complications, periodontal diseases. Periapical, bite and extraoral radiograph.

Otorhinolaryngology. Relationship between diseases of organs and tissues of the mouth, face, jaws with the pathology of the ear, nose and throat. Professional diseases of the ear, nose and throat in the dentists' activities.

As a result of studying the discipline «Therapeutic Dentistry» the student should master:

- international terminology and classification of diseases;
- orders and letters of instruction that regulate the therapeutic dentist work;
- etiology and pathogenesis of caries and its complications, periodontal diseases;
- principles of differential diagnosis and treatment of oral mucosa diseases;
- plan of examining the patient with the diseases of periodontium and oral mucosa;
- clinical protocols of diagnosing and treating the diseases of the oral cavity;
- indications and contraindications to the use of drugs and filling materials, including endodontic;
- indications and contraindications to the use of physiotherapeutic methods of treatment;
- methods of evaluating the effectiveness of treatment and prevention;
- medical documentation of dental office, clinic;
- modern fields of research in the Republic of Belarus and abroad.

A student should be able to:

- create an understanding with the patient, following medical ethics in communication and actions;
- assess the overall condition of a patient before and during treatment and diagnostic measures;
- reduce or eliminate toothache by general or local anesthesia;
- treat tooth decay, pulpitis, apical periodontitis, gingivitis;
- determine the indications for surgical treatment of complicated caries, surgical, prosthetic treatment of periodontitis;
- timely establish the need for additional examinations, consultation with the specialist;
- plan and implement effective primary, secondary and tertiary prevention of diseases of the teeth, periodontium and oral mucosa.

A student should master:

- the methods of preventing and eliminating the conditions leading to the disorders of health, aesthetics, function of teeth and surrounding tissues;
- the methods of diagnosing and treating the pathology of the oral cavity;
- the methods of examining the patients, differential diagnosing the diseases of the oral cavity and filling in medical records;
- the methods of conducting restorative treatment;
- the methods of conducting all the steps of endodontic treatment;
- the integrative methods of endodontics with the other components of the patient's treatment plan (periodontology, prosthetics, surgery, etc.)
- the skills of diagnosing and carrying out the medical aid in case of emergency conditions in dentistry.

The structure of the curriculum in the educational discipline «Therapeutic Dentistry» consists of 8 parts.

Total number of hours for the study of the discipline is 322 academic hours. Classroom hours according to the types of studies: lectures - 24 hours, practical classes - 165 hours, student independent work (self-study) - 133 hours.

Current assessment is carried out according to the syllabus of the specialty in the form of a credit (7semester) and examination (8 semester).

The final assessment is the state exam.

The form of education is day full-time studies.

ALLOCATION OF ACADEMIC TIME ACCORDING TO SEMESTERS OF STUDY

Code, name of the specialty	semester	Number of academic hours					Form of current assessment
		total	in-class	including		out-of-class self-studies	
				lectures	practical classes		
1-79 01 07 «Dentistry»	7	142	95	10	85	47	credit
	8	180	94	14	80	86	examination

THEMATIC PLAN

Section (topic) name	Number of class hours	
	lectures	practical
7 SEMESTER		
4.7. Diagnosis and treatment of proximal caries on the anterior teeth. Selection of dental filling materials	-	5
4.9. Root caries in patients with gingival recession: classification, mechanism of development, clinical features, diagnosis, treatment	1	5
6.10. Internal root resorption: clinical features, diagnosis, treatment plan.	-	5
1.3. Ergonomics in periodontology	-	5
7.3. Characteristics of periodontal tissues, terminology in periodontology. Factors influencing the periodontal status. Specific features of the biological system. Concepts of periodontal diseases development.	2	
7.4. Periodontal tissues, determination of their status	-	6
7.5. Plan of examining the patients with periodontal diseases	-	6
7.6. Periodontal diseases: methods of diagnosis	1	-
7.7. Additional diagnostic methods in clinical periodontology	1	5
7.8. Clinical features of chronic inflammatory processes in periodontal tissues: gingivitis	1	-
7.9. Chronic simple marginal gingivitis: clinical features, methods of diagnosis	-	6
7.10. Chronic gingivitis: ulcerative, hyperplastic, symptomatic. Clinical features, methods of diagnosis	-	6
7.11. Clinical features of chronic inflammatory processes in periodontal tissues: periodontitis	1	-
7.12. Chronic periodontitis. Clinical features, diagnosis	-	6
7.13. Prognosis and planning the treatment of periodontal diseases	1	-
7.14. Prognosis of periodontal diseases. Planning the treatment of patients with periodontal diseases	-	6
7.15. Complex treatment of patients with periodontal diseases: initial therapy	1	-
7.16. Initial treatment of patients with periodontal diseases: hygienic procedures	-	6
7.17. Initial treatment of patients with periodontal diseases: specific features of restoring hard dental tissues in patients with periodontal diseases	-	6

Section (topic) name	Number of class hours	
	lectures	practical
7.18. Complex treatment of periodontal diseases: pharmacotherapy and reconstructive surgery	1	-
7.19. Complex treatment of periodontal diseases. Pharmacotherapy	-	6
3.4. Organization of the periodontal diseases prevention	-	6
TOTAL:	10	85
8 SEMESTER		
6.11. External root resorption: clinical features, diagnosis, treatment plan	-	5
7.20. Periodontal diseases: acute inflammatory diseases of periodontal tissues. Clinical features, diagnosis of acute ulcerative gingivitis and acute periodontal abscess	1	-
7.21. Acute inflammatory processes in periodontal tissues: acute ulcerative gingivitis. Diagnosis, clinical features, methods of treatment	-	5
7.22. Acute inflammatory processes in periodontal tissues: acute periodontal abscess. Diagnosis, clinical features, methods of treatment	-	5
7.23. Gingival recession. Periodontal atrophy: clinical features, diagnosis, treatment planning	1	5
7.24. Rapidly progressing periodontal diseases: clinical features, diagnosis, treatment	1	-
7.25. Rapidly progressing periodontal diseases: clinical features, differential diagnosis, treatment planning	-	5
7.26 Relationship between periodontal diseases and systemic disorders	1	
7.27. Periodontitis as a risk factor in the development of systemic diseases	-	5
7.28 Symptomatic periodontitis as a manifestation of systemic conditions: disorders of mineral metabolism in case of osteoporosis, hematological disorders, immune deficiencies and endocrine disorders in case of diabetes	-	5
6.12. Endodontic-Periodontal Lesions: classification, clinical features, diagnosis, treatment	1	5
7.29. Occlusal trauma in periodontology	1	-
7.30. Occlusal trauma: clinical manifestations, methods and tools for occlusal correction, teeth immobilization in periodontology	-	5
7.31. Complex treatment of periodontal diseases: reconstructive periodontal surgery. Objective, indications, contraindications, principles, methods	-	5

Section (topic) name	Number of class hours	
	lectures	practical
7.32. Main features of orthodontic, implantological and prosthodontic therapy in patients with periodontal diseases	2	-
7.33. Periodontitis in adults with dentoalveolar deformities: diagnosis, clinical manifestations, the main features of planning complex treatment	-	5
7.34. Planning complex treatment of periodontal diseases in adults using orthodontic therapy	-	5
5.4. Dentine sensitivity: clinical features, diagnosis, methods of treatment	1	5
7.35. Periodontal diseases: physiotherapeutic methods of treatment	2	-
7.36. Physiotherapy of periodontal diseases. Methods and tools, indications, contraindications. Specific features of making the choice of physiotherapeutic procedures in case of acute and chronic processes in periodontal tissues	-	5
7.37. Maintenance therapy of periodontal diseases	1	5
3.3. Periodontal diseases: methods of prevention	1	-
7.38. Dental procedures for eliminating aesthetic deformities in patients with periodontal diseases	1	5
TOTAL:	14	80

CONTENTS OF EDUCATIONAL MATERIAL 7-8 SEMESTER

4. CARIESOLOGY

4.7. Diagnosis and treatment of proximal caries on the anterior teeth.

Selection of dental filling materials

The diagnostic methods of carious cavities on the anterior teeth. Main features of choosing filling materials for treatment of proximal caries.

4.9. Root caries in patients with gingival recession: classification, mechanism of development, clinical features, diagnosis, treatment

Root caries in patients with gingival recession: definition, epidemiology, predisposing factors, classification, clinical features. The choice of the treatment strategy, methods of the local medical treatment of root caries. The specific features of carious cavity preparation in case of root caries, the choice of filling materials.

6. DISEASES OF PULP AND PERIAPICAL TISSUES. ENDODONTICS

6.10. Internal root resorption: clinical features, diagnosis, treatment plan.

Classification characteristics of internal root resorption. Mechanism of development. Clinical manifestations, diagnosis. Treatment methods.

1. INTRODUCTION TO THE THERAPEUTIC DENTISTRY

1.3. Ergonomics in periodontology

Ergonomics: definition, goals. Main principles of four-handed dental treatment. Basic aspects in optimizing the working position of a dentist while performing periodontal procedures.

7. PERIODONTAL DISEASES

7.3. Characteristics of periodontal tissues, terminology in periodontology. Factors influencing the periodontal status. Specific features of the biological system. Concepts of periodontal diseases development

Periodontology as a part of therapeutic dentistry. Clinical and functional features of periodontal tissues. Clinical manifestations of periodontal pathological conditions. Classification of periodontal diseases. Factors influencing the state of periodontal tissues. Characteristics of the periodontal biological system: the role of factors belonging to the surrounding of the crown and to the surrounding of the root in the development of periodontal diseases. Theories of pathogenesis and the modern concept of the development of periodontal diseases.

7.4. Periodontal tissues, determination of their status

Classification of periodontal diseases, terminology in periodontology. Characteristics of healthy periodontal tissues. Microcirculation in the periodontal tissues in the normal and the pathological conditions. Radiographic characteristics of the alveolar bone in healthy periodontium.

7.5. Plan of examining the patients with periodontal diseases

Characteristics of the stages of examining the patients with periodontal diseases (acquaintance with the patient, anamnesis, complaints, oral cavity status, initial visual characteristics of the periodontal tissues, X-ray diagnosis).

7.6. Periodontal diseases: methods of diagnosis

Characteristics of stages of examining patients with periodontal diseases, methods of diagnosis and their interpretation.

7.7. Additional diagnostic methods in clinical periodontology

Indications for application of additional methods to examine periodontal tissues. Laboratory methods: microbiological, immunological, morphological, biochemical and cytological research. Functional methods: vacuum test to determine gingiva capillary resistance, vacuum test to determine gingiva capillary permeability, peripheral blood circulation index, biomicroscopy, dopplerography and laser-optical diagnosis of the periodontal tissues microcirculation.

7.8. Clinical features of chronic inflammatory processes in periodontal tissues: gingivitis

Mechanism of development, clinical features, diagnosis. Foundations of differential diagnosis.

7.9. Chronic simple marginal gingivitis: clinical features, methods of diagnosis

The mechanism of chronic simple marginal gingivitis development. Classification characteristics. Clinical features and diagnosis of chronic simple marginal gingivitis.

7.10. Chronic gingivitis: ulcerative, hyperplastic, symptomatic. Clinical features, methods of diagnosis

The mechanism of chronic ulcerative, hyperplastic, symptomatic gingivitis development, classification characteristics, clinical features, diagnosis.

7.11. Clinical features of chronic inflammatory processes in periodontal tissues: periodontitis

Classification characteristics. The mechanism of chronic periodontitis development. Clinical features, diagnosis.

7.12. Chronic periodontitis. Clinical features, diagnosis

The role of local and systemic factors in the development of chronic periodontitis. Clinical features of chronic simple and complex periodontitis. Periodontal pocket: definition, mechanism of formation, types, methods of diagnosis. Furcation involvement into the pathological process: diagnosis, classification.

7.13. Prognosis and planning the treatment of periodontal diseases

Aim, goals of prognosis and treatment planning. Steps of treatment planning and their interpretation. Determination of disease prognosis on the basis of prognostic factors.

7.14. Prognosis of periodontal diseases. Planning the treatment of patients with periodontal diseases

Prognosis. Definition, types. Stages of making the prognosis of periodontal diseases. Prognostic criteria of the advance of periodontal diseases. Making the treatment plan of periodontal diseases. Sequence of the realizing procedures.

7.15. Complex treatment of patients with periodontal diseases: initial therapy

Aim, goals of the initial therapy in planning the treatment of periodontal diseases. Sequence of medical procedures during initial therapy. Classification characteristics of deposits on teeth. Methods and tools for removing deposits on teeth. Efficiency criteria of the initial therapy steps. Recurring assessment of the periodontal status, interpretation.

7.16. Initial treatment of patients with periodontal diseases: hygienic procedures

Characteristics of the hygienic procedures steps. Methods and tools for making the professional hygienic cleaning of the oral cavity.

7.17. Initial treatment of patients with periodontal diseases: specific features of restoring hard dental tissues in patients with periodontal diseases

Main features of preparing dental cavities for restoration. Actions for restoring the contact point, the shape of the tooth crown.

7.18. Complex treatment of periodontal diseases: pharmacotherapy and reconstructive surgery

Aim, goals, methods of pharmacotherapy and types of periodontal plastic surgery. Main stages of realization. Efficiency criteria of treatment.

7.19. Complex treatment of periodontal diseases. Pharmacotherapy

The role of local medicinal therapy in the treatment of periodontal diseases. Scientifically grounded approaches to the choice of medicines for the treatment of patients with periodontal diseases. Mistakes and complications in the use of medications.

7.20. Periodontal diseases: acute inflammatory diseases of periodontal tissues. Clinical features, diagnosis of acute ulcerative gingivitis and acute periodontal abscess

Acute inflammation of the periodontal tissues. Clinical manifestations. Main principles of diagnosis and treatment.

3. PREVENTION

3.3. Periodontal diseases: methods of prevention

Methods of prevention. Methods of primary, secondary and tertiary prevention of periodontal diseases. The role of oral hygiene in the prevention of periodontal diseases.

3.4 Organization of the periodontal diseases prevention

Planning the stages of prevention. Activities at each level of prevention. Motivation and instruction in oral hygiene. Assessment of prophylaxis efficiency on the public and the individual level.

6. DISEASES OF PULP AND PERIAPICAL TISSUES. ENDODONTICS

6.11. External root resorption: clinical features, diagnosis, treatment plan

Classification characteristics of external root resorption. Mechanism of development. Clinical manifestations, diagnosis. Treatment methods.

6.12. Endodontic-Periodontal Lesions: classification, clinical features, diagnosis, treatment

Mechanism of development. Classification characteristics, clinical forms of manifestation. Diagnosis, steps, methods. Treatment tactics.

7. PERIODONTAL DISEASES

7.21. Acute inflammatory processes in periodontal tissues: acute ulcerative gingivitis. Diagnosis, clinical features, methods of treatment

Diagnosis, main features of clinical manifestations and differential diagnosis of acute ulcerative gingivitis. Dentist's tactics in planning and conducting treatment. Methods and tools for emergency care.

7.22. Acute inflammatory processes in periodontal tissues: acute periodontal abscess. Diagnosis, clinical features, methods of treatment

Diagnosis, main features of clinical manifestations and differential diagnosis of acute periodontal abscess. Methods and tools for emergency care.

7.23. Gingival recession. Periodontal atrophy: clinical features, diagnosis, treatment planning

Definition of gingival recession and periodontal atrophy. Epidemiology. Types and clinical manifestations of gingival recession and periodontal atrophy. Diagnosis, treatment planning.

7.24. Rapidly progressing periodontal diseases: clinical features, diagnosis, treatment

Mechanism of development. Clinical features, diagnosis. Treatment planning.

7.25. Rapidly progressing periodontal diseases: clinical features, differential diagnosis, treatment planning

Classification characteristics of rapidly progressing periodontal diseases. Clinical signs of aggressive periodontitis. Principles of planning the treatment of patients with rapidly progressing periodontal diseases.

7.26. Relationship between periodontal diseases and systemic disorders

Periodontitis as a risk factor in the development of systemic diseases: disorders of cardiovascular system, respiratory system, diabetes. Periodontitis as a risk factor in the development of pregnancy complications. Periodontitis as a manifestation of systemic conditions: disorders of mineral metabolism in case of osteoporosis, hematological disorders, immune deficiencies, endocrine disorders in case of diabetes. Mechanism of development, diagnosis, treatment planning and preventive measures.

7.27. Periodontitis as a risk factor in the development of systemic diseases

Periodontitis as a risk factor in the development of cardiovascular disorders, diabetes, respiratory disorders, pregnancy complications. Peculiarities of clinical course. Developing the treatment plan.

7.28. Symptomatic periodontitis as a manifestation of systemic conditions: disorders of mineral metabolism in case of osteoporosis, hematological disorders, immune deficiencies and endocrine disorders in case of diabetes.

Symptomatic periodontitis as a manifestation of osteoporosis, hematological disorders, immune deficiencies and endocrine disorders in case of diabetes. Specific features of clinical course. Developing the plan of treatment and preventive measures.

7.29. Occlusal trauma in periodontology

The role of occlusal trauma in the development of periodontal diseases. Diagnosis. Basic methods of occlusal therapy, modern approaches.

7.30. Occlusal trauma: clinical manifestations, methods and tools for occlusal correction, teeth immobilization in periodontology

Predisposing factors of primary and secondary occlusal trauma. Clinical features, methods of correction of occlusal trauma in patients with periodontal diseases.

7.31. Complex treatment of periodontal diseases: reconstructive periodontal surgery. Objective, indications, contraindications, principles, methods

Definition, aim and goals of periodontal plastic surgery. Indications and contraindications, tools and methods of treatment.

7.32. Main features of orthodontic, implantological and prosthodontic therapy in patients with periodontal diseases.

Interdisciplinary interaction of periodontal, orthodontic, implantological and prosthodontic treatment. Types of dentoalveolar deformities in patients with destruction of periodontal tissues. Prognosis and planning of orthodontic treatment in adults with periodontal diseases. Factors leading to the destruction of

periodontal tissues during orthodontic treatment and methods of their elimination. Main directions in development of modern orthodontic, implantological and prosthodontic technologies in patients with periodontal diseases.

7.33. Periodontitis in adults with dentoalveolar deformities: diagnosis, clinical manifestations, the main features of planning complex treatment

Peculiarities of dentoalveolar system in adults with periodontal diseases in conjunction with dentoalveolar anomalies and deformities. Changes in periodontal tissues and dentoalveolar system after orthodontic treatment. Diagnosis, clinical manifestations of complex periodontitis in adults with dentoalveolar deformities. Aim, objectives and stages of complex treatment of patients with periodontal pathology and dentoalveolar anomalies and deformities.

7.34. Planning complex treatment of periodontal diseases in adults using orthodontic therapy

Peculiarities of planning complex treatment of periodontal diseases in adults applying orthodontic, implantological and prosthodontic therapy. Indications and contraindications to orthodontic, implantological and prosthodontic therapy in patients with periodontal diseases and dentoalveolar deformities.

7.35. Periodontal diseases: physiotherapeutic methods of treatment

Stages of historical development of physiotherapy for management of periodontal diseases. Principles of modern physiotherapeutic methods of treating periodontal diseases. Specific features of applying physiotherapeutic methods in treatment of dental diseases.

7.36. Physiotherapy of periodontal diseases. Methods and tools, indications, contraindications. Specific features of making the choice of physiotherapeutic procedures in case of acute and chronic processes in periodontal tissues

Methods of physiotherapy of periodontal diseases. Characteristics, indications, contraindications. Specific features of application in Periodontology. Factors determining the choice of physiotherapy method. Specific features of choosing physiotherapeutic method depending on the stage of inflammation in periodontal tissues.

7.37. Maintenance therapy of periodontal diseases

Definition, objectives, organization of maintenance therapy in patients with periodontal diseases. Principles of maintenance therapy. Diagnostic measures. Sequence of treatment and prevention measures at the stage of maintenance therapy. Efficiency criteria.

7.38. Dental procedures for eliminating aesthetic deformities in patients with periodontal diseases

Types of aesthetic periodontal anomalies in patients with periodontal diseases. The main methods of treating patients with periodontal diseases aimed at the aesthetics improvement. Deontological aspects in aesthetic periodontology.

5. DISORDERS OF TOOTH DEVELOPMENT AND OTHER DISEASES OF DENTAL HARD TISSUES

5.4. Dentine sensitivity: clinical features, diagnosis, methods of treatment

Definition, classifications (Y.A. Fedorov, 1970; WHO, 1994; L.N. Dedova, A.S. Solomevich, 2006), prevalence of dentine sensitivity. Mechanisms of development, methods of diagnosing dentine sensitivity. Treatment and prevention of dentine sensitivity.

EDUCATIONAL DISCIPLINE CURRICULAR CHART

Section, topic #	Section (topic) name	number of hours		Self-studies	Form of control
		lectures	lectures		
	7 semester				
4.7	Diagnosis and treatment of proximal caries on the anterior teeth. Selection of dental filling materials	-	5	3	1.1; 2.1; 2.2; 2.3; 2.9; 3.2; 4.1
4.9	Root caries in patients with gingival recession: classification, mechanism of development, clinical features, diagnosis, treatment	1	5	3	1.1; 2.1; 2.2; 2.3; 2.9; 3.2; 4.1
6.10	Internal root resorption: clinical features, diagnosis, treatment plan	-	5	3	1.1; 2.1; 2.2; 2.3; 2.9; 3.2; 4.1
1.3	Ergonomics in periodontology	-	5	3	1.1; 2.1; 2.2; 2.3; 2.9; 3.2; 4.1
7.3	Characteristics of periodontal tissues, terminology in periodontology. Factors influencing the periodontal status. Specific features of the biological system. Concepts of periodontal diseases development	2	-	-	2.9; 3.2; 4.1
7.4	Periodontal tissues, determination of their status	-	6	4	1.1; 2.1; 2.2; 2.3; 2.9; 3.2; 4.1
7.5	Plan of examining the patients with periodontal diseases	-	6	4	1.1; 2.1; 2.2; 2.3; 2.9; 3.2; 4.1
7.6	Periodontal diseases: methods of diagnosis	1	-	-	2.9; 3.2; 4.1
7.7	Additional diagnostic methods in clinical periodontology	1	5	4	1.1; 2.1; 2.2; 2.3;

Section, topic #	Section (topic) name	number of hours		Self-studies	Form of control
		lectures	lectures		
7.8	Clinical features of chronic inflammatory processes in periodontal tissues: gingivitis	1	-	-	2.9; 3.2; 4.1
7.9	Chronic simple marginal gingivitis: clinical features, methods of diagnosis	-	6	3	1.1; 2.1; 2.2; 2.3; 2.9; 3.2; 4.1
7.10	Chronic gingivitis: ulcerative, hyperplastic, symptomatic. Clinical features, methods of diagnosis	-	6	3	1.1; 2.1; 2.2; 2.3; 2.9; 3.2; 4.1
7.11	Clinical features of chronic inflammatory processes in periodontal tissues: periodontitis	1	-	-	2.9; 3.2; 4.1
7.12	Chronic periodontitis. Clinical features, diagnosis	-	6	3	1.1; 2.1; 2.2; 2.3; 2.9; 3.2; 4.1
7.13	Prognosis and planning the treatment of periodontal diseases	1	-	-	2.9; 3.2; 4.1
7.14	Prognosis of periodontal diseases. Planning the treatment of patients with periodontal diseases	-	6	3	1.1; 2.1; 2.2; 2.3; 2.9; 3.2; 4.1
7.15	Complex treatment of patients with periodontal diseases: initial therapy	1	-	-	2.9; 3.2; 4.1
7.16	Initial treatment of patients with periodontal diseases: hygienic procedures	-	6	3	1.1; 2.1; 2.2; 2.3; 2.9; 3.2; 4.1
7.17	Initial treatment of patients with periodontal diseases: specific features of restoring hard dental tissues in patients with periodontal diseases	-	6	3	1.1; 2.1; 2.2; 2.3; 2.9; 3.2; 4.1

Section, topic #	Section (topic) name	number of hours		Self-studies	Form of control
		lectures	lectures		
7.18	Complex treatment of periodontal diseases: pharmacotherapy and reconstructive surgery	1	0	-	2.9; 3.2; 4.1
7.19	Complex treatment of periodontal diseases. Pharmacotherapy	-	6	3	1.1; 2.1; 2.2; 2.3; 2.9; 3.2; 4.1
3.4	Organization of the periodontal diseases prevention	-	6	2	1.1; 2.1; 2.2; 2.3; 2.9; 3.2; 4.1
	Total:	10	85	47	
	8 semester				
6.11	External root resorption: clinical features, diagnosis, treatment plan	-	5	5	1.1; 2.1; 2.2; 2.3; 2.9; 2.10; 3.3; 4.1
7.20	Periodontal diseases: acute inflammatory diseases of periodontal tissues. Clinical features, diagnosis of acute ulcerative gingivitis and acute periodontal abscess	1	-	-	3.3; 4.1
7.21	Acute inflammatory processes in periodontal tissues: acute ulcerative gingivitis. Diagnosis, clinical features, methods of treatment	-	5	5	1.1; 2.1; 2.2; 2.3; 2.9; 2.10; 3.3; 4.1
7.22	Acute inflammatory processes in periodontal tissues: acute periodontal abscess. Diagnosis, clinical features, methods of treatment	-	5	5	1.1; 2.1; 2.2; 2.3; 2.9; 2.10; 3.3; 4.1
7.23	Gingival recession. Periodontal atrophy: clinical features, diagnosis, treatment planning	1	5	5	1.1; 2.1; 2.2; 2.3; 2.9; 2.10; 3.3; 4.1
7.24	Rapidly progressing periodontal diseases: clinical features, diagnosis, treatment	1	-	-	3.3; 4.1

Section, topic #	Section (topic) name	number of hours		Self-studies	Form of control
		lectures	lectures		
7.25	Rapidly progressing periodontal diseases: clinical features, differential diagnosis, treatment planning	-	5	5	1.1; 2.1; 2.2; 2.3; 2.9; 2.10; 3.3; 4.1
7.26	Relationship between periodontal diseases and systemic disorders	1	-	-	3.3; 4.1
7.27	Periodontitis as a risk factor in the development of systemic diseases	-	5	5	1.1; 2.1; 2.2; 2.3; 2.9; 2.10; 3.3; 4.1
7.28	Symptomatic periodontitis as a manifestation of systemic conditions: disorders of mineral metabolism in case of osteoporosis, hematological disorders, immune deficiencies and endocrine disorders in case of diabetes	-	5	5	1.1; 2.1; 2.2; 2.3; 2.9; 2.10; 3.3; 4.1
6.12	Endodontic-Periodontal Lesions: classification, clinical features, diagnosis, treatment	1	5	6	1.1; 2.1; 2.2; 2.3; 2.9; 2.10; 3.3; 4.1
7.29	Occlusal trauma in periodontology	1	-	-	3.3; 4.1
7.30	Occlusal trauma: clinical manifestations, methods and tools for occlusal correction, teeth immobilization in periodontology	-	5	5	1.1; 2.1; 2.2; 2.3; 2.9; 2.10; 3.3; 4.1
7.31	Complex treatment of periodontal diseases: reconstructive periodontal surgery. Objective, indications, contraindications, principles, methods	-	5	6	1.1; 2.1; 2.2; 2.3; 2.9; 2.10; 3.3; 4.1
7.32	Main features of orthodontic, implantological and prosthodontic therapy in patients with periodontal diseases	2	-	-	3.3; 4.1
7.33	Periodontitis in adults with dentoalveolar deformities: diagnosis, clinical manifestations, the main features of planning complex treatment	-	5	6	1.1; 2.1; 2.2; 2.3; 2.9; 2.10; 3.3; 4.1
7.34	Planning complex treatment of periodontal diseases in adults using orthodontic	-	5	6	1.1; 2.1; 2.2; 2.3;

Section, topic #	Section (topic) name	number of hours		Self-studies	Form of control
		lectures	lectures		
	therapy				
5.4	Dentine sensitivity: clinical features, diagnosis, methods of treatment	1	5	5	2.9; 2.10; 3.3; 4.1 1.1; 2.1; 2.2; 2.3; 2.9; 2.10; 3.3; 4.1
7.35	Periodontal diseases: physiotherapeutic methods of treatment	2	-	-	3.3; 4.1
7.36	Physiotherapy of periodontal diseases. Methods and tools, indications, contraindications. Specific features of making the choice of physiotherapeutic procedures in case of acute and chronic processes in periodontal tissues	-	5	6	1.1; 2.1; 2.2; 2.3; 2.9; 2.10; 3.3; 4.1
7.37	Maintenance therapy of periodontal diseases	1	5	5	1.1; 2.1; 2.2; 2.3; 2.9; 2.10; 3.3; 4.1
3.3	Periodontal diseases: methods of prevention	1			3.3; 4.1
7.38	Dental procedures for eliminating aesthetic deformities in patients with periodontal diseases	1	5	6	1.1; 2.1; 2.2; 2.3; 2.9; 2.10; 3.3; 4.1
	Total:	14	80	86	

Head of the 3rd Department of Therapeutic Dentistry
D.M.Sc., Professor



L.N. Dedova

INFORMATION AND INSTRUCTIONAL UNIT

LITERATURE

7–8 semesters

Main :

1. *Carranza, F. A.* Carranza's Clinical Periodontology / F. A. Carranza. 11th ed. Saunders Elsevier, 2012. 825 p.
2. *Denisova, J. L.* Aesthetic Periodontology / J. L. Denisova, L. N. Dedova, S. P. Rubnikovich et al. Minsk: BSMU, 2015. 20 p.
3. *Denisova, J. L.* Orthodontic Treatment of Adult Patients with Periodontal Diseases / J.L. Denisova. Minsk: BSMU, 2015. 24 p
4. *Dibard, S.* Practical periodontal plastic surgery / S. Dibard. 1st ed. M. Karima. Ames, Iowa: Blackwell Munksgaard, 2006. 108 p.
5. *Egelberg, J.* Periodontal examination / J. Egelberg, A. Badersten. 1st ed. Copenhagen: Munksgaard, 1994. 85 p.
6. *Foce, E.* Endo-Periodontal Lesions / E. Foce. 1st ed. London: Quintessence, 2011. 120 p.
7. *Lindhe, J.* Clinical Periodontology and Implant Dentistry / J. Lindhe. 4th ed. Blackwell Munksgaard, 2003. 1044 p.
8. *Mueller, H. P.* Periodontology. The Essentials / H. P. Mueller. 1st ed. Thieme, 2004. 188 p.
9. *Perry, D. A.* Periodontology for the dental hygienist / Dorothy A. Perry, Phyllis Beemsterboer. 3rd ed. St. Louis, Mo.: Saunders Elsevier, 2007. 484 p.
10. *Sculean, A.* Periodontal regenerative therapy / A. Sculean. London: Quintessence, 2010. 294 p.
11. *Schluger, S.* Periodontal diseases: basic phenomena, clinical management, and occlusal and restorative interrelationships / S. Schluger, R. Yuodelis, Roy C. Page. 2nd ed. Philadelphia: Lea & Febiger, 1990. 759 p

Additional :

1. *Безрукова, И.В.* Агрессивные формы пародонтита: рук. для врачей / И.В.Безрукова, А.И.Грудянов. М.: МИА, 2002. 127 с.
2. *Боровский, Е.В.* Терапевтическая стоматология: учебник / под. ред. Е.В.Боровского. М.: «Медицинское информационное агентство», 2009. - 800 с.
3. *Бризено, Б.* Пародонтально-эндодонтические поражения / Бенджамин Бризено // Клиническая стоматология. 2001.-№2. 24-29 с.
4. *Волосовец, Т.Н.* Особенности этиологии, патогенеза клиники и лечения при эндо-пародонтальных поражениях/ Т.Н.Волосовец, И.П.Мазур, С.В.Кабанчук, Н.Н.Юнакова // Современная стоматология. 2008.- №4. 9-14 с.
5. *Воробьев, Ю.И.* Рентгенодиагностика в практике врача-стоматолога / Ю.И.Воробьев. М.: МЕДпресс-информ, 2004. 112 с.

6. *Грудянов, А.И.* Антимикробная и противовоспалительная терапия в пародонтологии: научное издание / А.И.Грудянов, В.В.Овчинникова, Н.А.Дмитриева. М.: МИА, 2004. 80 с.
7. *Грудянов, А.И.* Диагностика в пародонтологии: научное издание / А.И.Грудянов, А.С.Григорян, О.А.Фролова. М.: МИА, 2004. 99 с.
8. 11. *Грудянов, А.И.* Эндодонто-пародонтальные поражения. Серия *клинических случаев*/ А.И.Грудянов, К.Е.Москалев // *Стоматология.*-2007. №1. с.11-14.
9. *Данилевский, Н.Ф.* Терапевтическая стоматология: учебник / Н.Ф.Данилевский. Киев: Медицина, - 2010. 345с.
10. *Дедова, Л.Н.* Диагностика болезней периодонта: учеб.-метод. пособие / Л.Н.Дедова. Мн.: БГМУ, 2004. 70 с.
11. *Дедова, Л.Н.* Острые воспалительные процессы в тканях периодонта: острый язвенный гингивит и периодонтальный абсцесс: учеб.-метод. пособие / Л.Н.Дедова, Е.А.Бондарик, А.А.Володько. Мн.: БГМУ, 2004. 26 с.
12. *Дедова, Л.Н.* Теоретические основы кариеса корня /Л.Н.Дедова, О.В.Кандрукевич // *Стоматологический журнал.* 2007. - №3. с. 214-219
13. *Дедова, Л.Н.* Диагностика кариеса корня зуба: классификация, терминология / Л.Н.Дедова, О.В.Кандрукевич // *Стоматологический журнал,* 2008. - №2. с. 98 – 102
14. *Дедова, Л.Н.* Клинико-экспериментальное обоснование метода лекарственного лечения кариеса корня зуба у пациентов с рецессией десны / Л.Н.Дедова, О.В.Кандрукевич // *Мед. журн.,* 2010. – № 2. С. 50–55.
15. *Дедова, Л.Н.* Симптоматический периодонтит на фоне системных заболеваний: учеб.-метод. пособие / Л.Н.Дедова, И.Н.Фёдорова, Л.В.Шебеко. Мн.: БГМУ, 2004. – 40 с.
16. *Дедова, Л.Н.* Чувствительность дентина: диагностика, лечение: учеб.-метод. пособие / Л.Н.Дедова, А.С.Соломевич. Мн.: БГМУ, 2006. 53 с.
17. *Дедова, Л.Н.* Физиотерапия в пародонтологии: принципы, показания и противопоказания: учеб.-метод. пособие. / Л.Н.Дедова, Л.А.Денисов, В.И.Даревский, А.И.Соломевич. Мн: БГМУ, 2007. 36с.
18. *Дедова, Л.Н.* Кариес корня: клиника, диагностика, лечение: учеб.-метод. пособие. / Мн: БГМУ, 2013. 39с.
19. *Дедова, Л.Н.* Оклюзионная травма: учеб.-метод. пособие. / Мн: БГМУ, 2013. 24с.
20. *Дедова, Л.Н.* Эндопериодонтальные поражения (клиника, диагностика, лечение): учеб.-метод. пособие. / Мн: БГМУ, 2013. 28с.
21. *Дедова, Л.Н.* Эргономика в пародонтологии: учеб.-метод. пособие. / Мн: БГМУ, 2012. 28с.
22. *Денисова, Ю.Л.* Особенности ортодонтического лечения у взрослых с патологией периодонта: учеб.-метод. пособие. / Ю.Л.Денисова. Мн.: БГМУ, 2007. 25 с.
23. *Денисова, Ю.Л.* Гигиенические мероприятия у больных с патологией периодонта при ортопедическом лечении: учеб.-метод. пособие. / Ю.Л.Денисова. Мн.: БГМУ, 2007. 21 с.

24. Денисова, Ю.Л. Эстетическая периодонтология: учеб.-метод. пособие. / Ю.Л.Денисова и др.. Мн.: БГМУ, 2015. 23 с.

25. Николаев, А.И. Препарирование кариозных полостей: современные инструменты, методики, критерии / А.И.Николаев. 2006. с. 150-171,178.

26. Стивен Корн, Ричард Бернс. Эндодонтия / Стивен Корн, Ричард Бернс, (перевод А.Б.Куадже и О.А.Шульги). Санкт-Петербург, 2000. - 640 с.

27. Цепов, Л.М. Диагностика и лечение заболеваний пародонта / Л.М.Цепов, А.И.Николаев. М.: МЕДпресс-информ, 2002. 190 с.

28. Цимбалистов, А.В. Комплексное лечение генерализованного пародонтита тяжелой степени с применением депульпирования зубов / А.В.Цимбалистов, Э.Д.Сурдина, Г.Б.Шторина, Е.Д.Жидких. С.-Петербург: «СпецЛит», 2008. 120 с.

COMPUTER PRESENTATIONS (7–8 SEMESTERS)

1.1. Dedova, L.N. Characteristics of periodontal tissues, terminology in periodontology. Factors influencing the periodontal status. Specific features of the biological system. Concepts of periodontal diseases development / L.N. Dedova // [Electronic resource]. (30 MB) — Мн.: BSMU, 2010. — 1 optical disc (CD-RW): col.

1.2. Denisova, J.L. Periodontal diseases: methods of diagnosis / J.L. Denisova // [Electronic resource]. (44.2 MB) — Мн.: BSMU, 2010. — 1 optical disc (CD-RW): col.

1.3. Denisova, J.L. Additional diagnostic methods in clinical periodontology / J.L. Denisova // [Electronic resource]. (44.2 MB) — Мн.: BSMU, 2010. — 1 optical disc (CD-RW): col.

1.4. Dedova, L.N. Clinical features of chronic inflammatory processes in periodontal tissues: gingivitis / L.N. Dedova // [Electronic resource]. (35 MB) — Мн.: BSMU, 2010. — 1 optical disc (CD-RW): col.

1.5. Dedova, L.N. Clinical features of chronic inflammatory processes in periodontal tissues: periodontitis / L.N. Dedova // [Electronic resource]. (40 MB) — Мн.: BSMU, 2010. — 1 optical disc (CD-RW): col.

1.6. Denisova, J.L. Prognosis and planning the treatment of periodontal diseases / J.L. Denisova // [Electronic resource]. (40 MB) — Мн.: BSMU, 2010. — 1 optical disc (CD-RW): col.

1.7. Dedova, L.N. Complex treatment of patients with periodontal diseases: initial therapy / L.N. Dedova // [Electronic resource]. (30 MB) — Мн.: BSMU, 2010. — 1 optical disc (CD-RW): col.

1.8. Dedova, L.N. Complex treatment of periodontal diseases: pharmacotherapy and reconstructive surgery / L.N. Dedova // [Electronic resource]. (30 MB) — Мн.: BSMU, 2010. — 1 optical disc (CD-RW): col.

1.9. Dedova, L.N. Periodontal diseases: acute inflammatory diseases of periodontal tissues. Clinical features, diagnosis of acute ulcerative gingivitis and acute periodontal abscess / L.N. Dedova // [Electronic resource]. (30 MB) — Мн.: BSMU, 2010. — 1 optical disc (CD-RW): col.

1.10. Kandrukevich, O.V. Root caries in patients with gingival recession: classification, mechanism of development, clinical features, diagnosis, treatment / O.V. Kandrukevich // [Electronic resource]. (32 MB) — Mn.: BSMU, 2014. — 1 optical disc (CD-RW): col.

1.11. Kandrukevich, O.V. Gingival recession. Periodontal atrophy: clinical features, diagnosis, treatment planning / O.V. Kandrukevich // [Electronic resource]. (32 MB) — Mn.: BSMU, 2014. — 1 optical disc (CD-RW): col.

1.12. Solomevich, A.S. Dentine sensitivity: clinical features, diagnosis, methods of treatment / A.S. Solomevich // [Electronic resource]. (32 MB) — Mn.: BSMU, 2010. — 1 optical disc (CD-RW): col.

1.13. Shebeko, L.V. Periodontal diseases: methods of prevention / L.V. Shebeko // [Electronic resource]. (32 MB) — Mn.: BSMU, 2010. — 1 optical disc (CD-RW): col.

1.14. Shebeko, L.V. Maintenance therapy of periodontal diseases / L.V. Shebeko // [Electronic resource]. (18.8 MB) — Mn.: BSMU, 2010. — 1 optical disc (CD-RW): col.

1.15. Dedova, L.N. Rapidly progressing periodontal diseases: clinical features, diagnosis, treatment / L.N. Dedova // [Electronic resource]. (20 MB) — Mn.: BSMU, 2010. — 1 optical disc (CD-RW): col.

1.16. Dedova, L.N. Endodontic-Periodontal Lesions: classification, clinical features, diagnosis, treatment / L.N. Dedova // [Electronic resource]. (21 MB) — Mn.: BSMU, 2011. — 1 optical disc (CD-RW): col.

1.17. Urbanovich, V.I. Relationship between periodontal diseases and systemic disorders / V.I. Urbanovich // [Electronic resource]. (14.2 MB) — Mn.: BSMU, 2010. — 1 optical disc (CD-RW): col.

1.18. Denisova, J.L. Main features of orthodontic, implantological and prosthodontic therapy in patients with periodontal diseases / J.L. Denisova // [Electronic resource]. (40 MB) — Mn.: BSMU, 2010. — 1 optical disc (CD-RW): col.

1.19. Darevsky, V.I. Periodontal diseases: physiotherapeutic methods of treatment / V.I. Darevsky // [Electronic resource]. (25 MB) — Mn.: BSMU, 2010. — 1 optical disc (CD-RW): col.

1.20. Solomevich, A.S. Occlusal trauma in periodontology / A.S. Solomevich // [Electronic resource]. (23 MB) — Mn.: BSMU, 2011. — 1 optical disc (CD-RW): col.

1.21. Denisova, J.L. Dental procedures for eliminating aesthetic deformities in patients with periodontal diseases / J.L. Denisova // [Electronic resource]. (18 MB) — Mn.: BSMU, 2011. — 1 optical disc (CD-RW): col.

MATERIALS AND EQUIPMENT (7; 8 SEMESTERS)

- 2.1. Motivational models and oral hygiene tools.
- 2.2. Educational motivational aids for patients.
- 2.3. Training model of braces "Damon".

- 2.4. Samples of protective and therapeutic gingival dressings.
- 2.5. Device for making medicinal paraffin supragingival dressings.
- 2.6. Device for vacuum therapy "ALP – 02".
- 2.7. Device for local darsonvalization.
- 2.8. Device for vacuum therapy.
- 2.9. Glass cuvettes for vacuum therapy.
- 2.10. Methodical materials on the methods of treating dentine sensitivity, root caries, erosive lesions of the oral mucosa.
- 2.11. Sets of endodontic instruments.
- 2.12. Samples of sealers groups and gutta-percha points.
- 2.13. Set of medicines for treating periodontal diseases and diseases of the oral mucosa.
- 2.14. Samples of medicines for treating dentine sensitivity and root caries.
- 2.15. Device for determining the viability of the pulp.
- 2.16. Appexlocators.
- 2.17. Photo-polymerization lamps.
- 2.18. Sets of tools for the diagnosis of periodontal diseases.
- 2.19. Sets of X-rays.
- 2.20. Tool kits for making professional hygiene.
- 2.21. Ultrasonic devices for removing dental deposits.
- 2.22. Devie for physiotherapy.
- 2.23. Samples of polishing pastes and tools for making professional hygiene.
- 2.24. Modern dental unit.
- 2.25. Medical documentation.

LIST OF AVAILABLE DIAGNOSTIC TOOLS

The following forms are used for assessment the competences:

1. Oral form:

- 1.1. interviews;
- 1.2. colloquiums;
- 1.3. conference reports;
- 1.4. oral credits;
- 1.5. oral examinations.

2. Written form:

- 2.1. tests;
- 2.2. control questioning;
- 2.3. papers;
- 2.4. reports on scientific research work;
- 2.5. publications of articles, reports;
- 2.6. written credits;
- 2.7. written exams;

- 2.8. standardized tests;
- 2.9. evaluation based on module-rating system;
- 2.10. case history.

- 3. Oral-written form:
 - 3.1. accounts of home practical exercises with oral defense;
 - 3.2. credits;
 - 3.3. examinations;
 - 3.4. evaluation based on module-rating system.

- 4. Technical form:
 - 4.1. electronic tests;
 - 4.2. electronic workshops.

LIST OF LECTURES

7 SEMESTER

1. Root caries in patients with gingival recession: classification, mechanism of development, clinical features, diagnosis, treatment.
2. Characteristics of periodontal tissues, terminology in periodontology. Factors influencing the periodontal status. Specific features of the biological system. Concepts of periodontal diseases development.
3. Periodontal diseases: methods of diagnosis.
4. Additional diagnostic methods in clinical periodontology.
5. Clinical features of chronic inflammatory processes in periodontal tissues: gingivitis.
6. Clinical features of chronic inflammatory processes in periodontal tissues: periodontitis.
7. Prognosis and planning the treatment of periodontal diseases.
8. Complex treatment of patients with periodontal diseases: initial therapy.
9. Complex treatment of periodontal diseases: pharmacotherapy and reconstructive surgery.

8 SEMESTER

1. Periodontal diseases: acute inflammatory diseases of periodontal tissues. Clinical features, diagnosis of acute ulcerative gingivitis and acute periodontal abscess.
2. Gingival recession. Periodontal atrophy: clinical features, diagnosis, treatment planning.
3. Rapidly progressing periodontal diseases: clinical features, diagnosis, treatment.
4. Relationship between periodontal diseases and systemic disorders.
5. Endodontic-Periodontal Lesions: classification, clinical features, diagnosis, treatment.
6. Occlusal trauma in periodontology.

7. Main features of orthodontic, implantological and prosthodontic therapy in patients with periodontal diseases.
8. Dentine sensitivity: clinical features, diagnosis, methods of treatment.
9. Periodontal diseases: physiotherapeutic methods of treatment.
10. Maintenance therapy of periodontal diseases.
11. Periodontal diseases: methods of prevention.
12. Dental procedures for eliminating aesthetic deformities in patients with periodontal diseases.

LIST OF PRACTICAL LESSONS

7 SEMESTER

1. Diagnosis and treatment of proximal caries on the anterior teeth. Selection of dental filling materials.
2. Root caries in patients with gingival recession: classification, mechanism of development, clinical features, diagnosis, treatment.
3. Internal root resorption: clinical features, diagnosis, treatment plan.
4. Ergonomics in periodontology.
5. Periodontal tissues, determination of their status.
6. Plan of examining the patients with periodontal diseases.
7. Additional diagnostic methods in clinical periodontology.
8. Chronic simple marginal gingivitis: clinical features, methods of diagnosis.
9. Chronic gingivitis: ulcerative, hyperplastic, symptomatic. Clinical features, methods of diagnosis.
10. Chronic periodontitis. Clinical features, diagnosis.
11. Prognosis of periodontal diseases. Planning the treatment of patients with periodontal diseases.
12. Initial treatment of patients with periodontal diseases: hygienic procedures.
13. Initial treatment of patients with periodontal diseases: specific features of restoring hard dental tissues in patients with periodontal diseases.
14. Complex treatment of periodontal diseases. Pharmacotherapy.
15. Organization of the periodontal diseases prevention.

8 SEMESTER

1. External root resorption: clinical features, diagnosis, treatment plan.
2. Acute inflammatory processes in periodontal tissues: acute ulcerative gingivitis. Diagnosis, clinical features, methods of treatment.
3. Acute inflammatory processes in periodontal tissues: acute periodontal abscess. Diagnosis, clinical features, methods of treatment.
4. Gingival recession. Periodontal atrophy: clinical features, diagnosis, treatment planning.
5. Rapidly progressing periodontal diseases: clinical features, differential diagnosis, treatment planning.
6. Periodontitis as a risk factor in the development of systemic diseases.

7. Symptomatic periodontitis as a manifestation of systemic conditions: disorders of mineral metabolism in case of osteoporosis, hematological disorders, immune deficiencies and endocrine disorders in case of diabetes.
8. Endodontic–Periodontal Lesions: classification, clinical features, diagnosis, treatment.
9. Occlusal trauma: clinical manifestations, methods and tools for occlusal correction, teeth immobilization in periodontology.
10. Complex treatment of periodontal diseases: reconstructive periodontal surgery. Objective, indications, contraindications, principles, methods.
11. Periodontitis in adults with dentoalveolar deformities: diagnosis, clinical manifestations, the main features of planning complex treatment.
12. Planning complex treatment of periodontal diseases in adults using orthodontic therapy.
13. Dentine sensitivity: clinical features, diagnosis, methods of treatment.
14. Physiotherapy of periodontal diseases. Methods and tools, indications, contraindications. Specific features of making the choice of physiotherapeutic procedures in case of acute and chronic processes in periodontal tissues.
15. Maintenance therapy of periodontal diseases.
16. Dental procedures for eliminating aesthetic deformities in patients with periodontal diseases.

**PROTOCOL OF THE CURRICULUM APPROVAL
BY OTHER DEPARTMENTS**

Title of the discipline requiring approval	Department	Amendments to the curriculum of the academic discipline	Decision of the department, which designed the curriculum (date, protocol #)
1. General dentistry	Department of «General dentistry» BSMU	Absence of complements and changes	Approved at the meeting of the 1 st department of Therapeutic dentistry, protocol # 18 of 13.05.2015
2. Maxillofacial surgery	Department of «Maxillofacial surgery» BSMU	Absence of complements and changes	Approved at the meeting of the 1 st department of Therapeutic dentistry, protocol # 18 of 13.05.2015
3. Pediatric dentistry and prevention of dental diseases	Department of «Pediatric dentistry» BSMU	Absence of complements and changes	Approved at the meeting of the 1 st department of Therapeutic dentistry, protocol # 18 of 13.05.2015


COMPILERS/AUTHORS:

Head of the 3rd Department of
Therapeutic Dentistry of the
Educational Institution "Belarusian
State Medical University", D.Sc.,
Professor


signature

L.N. Dedova

Professor of the 3rd Department of
Therapeutic Dentistry of the
Educational Institution "Belarusian
State Medical University", D.Sc.,
Professor


signature

Y.L. Denisova

Associate Professor of the 3rd
Department of Therapeutic Dentistry
of the Educational Institution
"Belarusian State Medical University",
PhD, Associate Professor



signature

V.I. Darevsky

Curriculum content, composition and accompanying documents comply with
established requirements.


Dean of the Medical Faculty of
International Students

17.05 2016

 Y.V. Davydov

Methodologist of Educational
Institution
"Belarusian State medical
University"




17.05 2016

 S.A. Kharytonava

Head of the Foreign Languages
Department

 M.N. Petrova

Information about the authors (compilers) of the curriculum

Name		Dedova Ludmila Nikolaevna
Position, degree, title	scientific	Head of the 3 rd Department of Therapeutic Dentistry of the Educational Institution "Belarusian State Medical University", D.Sc., Professor
 work		(017) 200 19 88
<i>E-mail:</i>		dedova@brooss.by
Name		Denisova Yulia Leonidovna
Position, degree, title	scientific	Professor of the 3 rd Department of Therapeutic Dentistry of the Educational Institution "Belarusian State Medical University", D.Sc.
 work		(017) 200 53 30
Name		Darevsky Viacheslav Iosifovich
Position, degree, title	scientific	Associate Professor of the 3 rd Department of Therapeutic Dentistry of the Educational Institution "Belarusian State Medical University", PhD
 work		(017) 200 53 30