

MINISTRY OF HEALTH OF THE REPUBLIC OF BELARUS
Educational Institution
BELARUSIAN STATE MEDICAL UNIVERSITY



APPROVED

by Rector of the Educational Institution
«Belarusian State Medical University»

S.P. Rubnikovich

Reg. No. UD- h. 79-1-7-2-5/2122 p.

PROGRAM
OF WORK EXPERIENCE PRACTICAL TRAINING
IN MEDICAL OUTPATIENT PRACTICE (PROSTHODONTICS)

for the specialty
1-79 01 07 «Dentistry»

The program of the practice is based on the educational standard of higher education standard of higher education in the specialty 1-79 01 07 «Dentistry» approved and enforced by the Resolution of the Ministry of Education of the Republic of Belarus of 26.01.2022 No. 14; and on the curriculum of the higher educational institution in the specialty 1-79 01 07 «Dentistry», approved on 19.05.2021, registration No L 79-1-7 / 2122/mf

COMPILERS:

S.A.Naumovich, Head of the Department of Prosthodontics, Educational Institution «Belarusian State Medical University», Professor, MD;

P.A.Stozharov, Associate Professor of the Department of Prosthodontics, Educational Institution «Belarusian State Medical University», PhD;

S.V.Ivashenko, Professor of the Department of Prosthodontics, Educational Institution «Belarusian State Medical University», MD;

V.A.Sharanda, Associate Professor of the Department of Prosthodontics, Educational Institution «Belarusian State Medical University», PhD

RECOMMENDED FOR APPROVAL:

By the Department of Prosthetic Dentistry of the educational institution «Belarusian State Medical University»
(protocol No. № 19 of 24.05.2022)

By the Council of the Medical Faculty for International Students of the of the Educational Institution «Belarusian State Medical University»
(protocol No. 8 of 26.05.2022);

EXPLANATORY NOTE

The purpose of the work experience practical training in Prosthodontics is to provide for students' mastering practical skills and competences and to prepare them for independent professional activity in the field of the specialty.

The tasks of students' work experience practical training in Prosthodontics include:

acquisition by students of professional skills in the specialty, consolidation, expansion and systematization of knowledge obtained during the study of academic discipline «Prosthodontics»;

gaining experience in public, organizational and educational work in the healthcare system.

Upon completion of the work experience practical training in Prosthodontics, the student must

know:

- orders, instructions regulating the sanitary and anti-epidemic regime in a healthcare institution;
- the role and tasks of a prosthodontist in providing qualified and specialized medical care to the population;
- rules for filling in medical documents in ambulance practice and hospital;
- specific features of clinical examination in the complete absence of teeth;
- detection of morphological features of hard and soft tissues of the prosthetic bed;
- degree of atrophy of bone tissue, alveolar processes and body of the jaws, pliability and mobility of the mucous membrane;
- criteria for assessing the correctness of the manufacture of wax bases with occlusal rims;
- anatomical landmarks to determine the central relation of the jaws in case of complete loss of teeth;
- construction of artificial dentition in the complete absence of teeth and orthognathic relation of the alveolar processes;
- features of teeth arrangement in case of prognathic and progenic relation of alveolar processes;
- analysis and correction of errors made in determining the central relation of the jaws;
- long-term management of patients. Prosthetics for patients with complete absence of teeth in one jaw;
- features of examination of a patient with pathological abrasion of teeth;
- forms of pathological tooth wear;
- features of clinical examination of patients with periodontal diseases;
- Classifications (Classification of Periodontal Diseases, XVI Plenum of VNOS, Yerevan, 1983 and the World Health Organization) of periodontal diseases;

- etiology, pathogenesis, clinical symptoms and differential diagnosis of periodontal diseases;
- periodontal reserve forces and their changes depending on the degree of atrophy of the alveolar process;
- the value of odontoparadontogram as an indicator of the functional condition and stamina of the periodontium;
- the role of selective grinding and interim prosthetics in the treatment of periodontal diseases;
- indications for temporary splinting; types of temporary splints;
- indications for permanent splinting. Requirements for permanent splints;
- types of stabilization; indications for the use of removable and fixed splints, their comparative characteristics;
- types of splints for frontal, sagittal, parasagittal, frontosagittal and arch stabilization;
- construction features and technology of manufacturing of permanent splints and prosthetic splints in full dental arch and with defects in the dentition;
- features of orthodontic treatment in patients with periodontal diseases;
- manifestations of pathological changes in the health state of the body, tissues and organs of the oral cavity associated with the presence of dentures;
- functional anatomy of the temporomandibular joint (hereinafter TMJ) and the basics of functional occlusion;

be able to:

- organize measures on providing sanitary and anti-epidemic regime and safe working conditions (at outpatient departments);
- competently and correctly prepare and register medical records (at outpatient departments);
- examine patients with complete tooth loss and partial secondary adentia;
- explain the choice of denture construction in case of partial secondary adentia;
- register centric occlusion in patients with secondary partial adentia;
- carry out clinical and laboratory stages of making dental bridges;
- carry out clinical and laboratory stages of making adhesive dentures;
- carry out clinical and laboratory stages of making partial removable acrylic base dentures;
- carry out clinical and laboratory stages of making clasp framework dentures;
- examine patients with pathology of hard dental tissues;
- detect the degree of dental hard tissue destruction using index IDOST;
- explain the choice of dentures in case of hard tissue pathology;
- carry out prosthetic treatment of tooth crown defects with inlays;
- carry out prosthetic treatment of tooth crown defects with artificial crowns;
- carry out prosthetic treatment in case of complete tooth crown loss;
- examine the patient with pathological abrasion of teeth;
- determine the form and degree of pathological abrasion of teeth;

- explain the choice of dentures in the prosthetic treatment of pathological abrasion;
- determine the central relation with teeth missing on one of the jaws;
- examine patients with periodontal diseases, make diagnosis and differential diagnosis;
- fill in and analyse odontoparodontograms;
- be able to choose splinting denture constructions;
- detect early contacts of teeth and carry out selective grinding of teeth;
- carry out temporary splinting of teeth (plastic splints, ligature binding of teeth followed by covering with plastic).
- determine indications for various constructions of splints;
- carry out clinical stages of making various types of splints;
- diagnose and prescribe treatment for patients with allergies and galvanosis;
- carry out prosthetic treatment in case of oral mucosa diseases;
- diagnose and plan treatment for patients with diseases of temporomandibular joint.
- detect morphological characteristics of hard and soft tissues of a prosthetic bed;
- determine atrophy of bone tissue of alveolar processes and jaw body;
- make anatomical impressions in patients with complete tooth loss;
- use different impression materials in anatomical impression making;
- make individual impression trays using different materials;
- fit individual impression tray to the lower and upper jaw using Herbst's method;
- make functional impressions of the upper and lower jaws using Herbst's method;
- choose impression materials for functional impressions;
- make border moulding of functional impressions;
- cast models from functional impressions;
- make wax bases with bite rims for the upper and lower jaws;
- determine the height of the lower part of the face using anatomical and physiological method;
- fix wax bases with bite rims in the centric occlusion;
- to fix models using plaster into occludator;
- select artificial teeth;
- identify and correct mistakes made at the stage of determining the central relation of jaws;
- assess the quality of the finished removable dentures;
- fit and insert removable dentures;
- carry out the correction of removable dentures;
- teach the patient to use dentures;

possess:

- techniques and materials used to take anatomical impressions;
- methods of fixation and stabilization of complete removable dentures;
- Herbst's technique of fitting individual tray in the upper and lower jaws;
- Herbst's technique of making functional impressions from the upper and lower jaws;
- methods of determining the centric relation of edentulous jaws;
- diagnostic methods of generalized and localized pathologic abrasion;
- methods of prosthetic treatment of localized and generalized forms of pathological abrasion;
- techniques of selective tooth grinding (occlusal adjustment);
- treatment methods of dentoalveolar deformities and malocclusion;
- techniques of making stamped crowns;
- techniques of making partial removable acrylic base prostheses (direct, reverse and combined);
- techniques of making clasp framework dentures.

Totally, the work experience practical training in Prosthodontics accounts for 108 academic hours during 2 weeks at the end of 8th semester.

Of these, 72 hours of practical classes, 36 hours of unsupervised independent work (self-study) of the student.

Certification is carried out on the last day of practical training in the form of a graded credit, for which the student submits a diary, a report on workplace practice and a performance report.

Students undergo practical training in organizations of the Ministry of Health of the Republic of Belarus, which are the bases for practical training of University students (hereinafter referred to as healthcare institutions).

General and direct management of the practice is carried out in healthcare organizations.

The general supervision of practical training in healthcare institutions is carried out by the head of the healthcare institution or his deputy.

Direct guidance of practical training in the healthcare institution is carried out by an employee of the healthcare institution from among the most qualified specialists appointed by the order of the head of the organization.

General management of practical training is carried out by the head of the University practice, scientific and methodological guidance is provided by the head of the practical training at the department of prosthetic Dentistry.

CONTENT OF PRACTICE

When undergoing medical outpatient practice in Prosthodontics, students carry out medical and diagnostic activities, which are determined by the practice program. They perform independently dental examination of the patient, identify risk factors for the development of dental diseases, set up plans of diagnostic and treatment procedures to provide qualified medical care to the patient and prevent the development of

complications. Students fill in primary medical documentation, if necessary, appoint consultations of related specialists (if patients have severe general somatic diseases), prepare teeth for various dental constructions, and perform prosthetic treatment. Practical work ensures the consolidation of theoretical knowledge, mastery of practical knowledge, skills and abilities, which helps students in the future to most effectively undergo further education at the Department of Prosthetic Dentistry. Consolidation of the acquired knowledge and the acquisition of skills and abilities by the student is the component basis of the professional activity of a prosthodontist.

FORMS OF PRACTICAL TRAINING

The work experience practical training Medical Outpatient Practical Training Curriculum In Prosthodontics is carried out in the following forms:

- monitoring the work of a prosthodontist in outpatient department;
- assisting in the performance of prosthodontic manipulations;
- independent preparation of teeth for various denture constructions, taking impressions and fitting denture constructions;
- analysis of radiographs;
- Carrying out sanitary-educational work.

REGULATORY FRAMEWORK ACTIVITIES OF A HEALTHCARE INSTITUTION

1. Order of the Ministry of Health of the Republic of Belarus #1030 of the 30th of September, 2010 «On approval of the clinical protocol providing emergency care to the adult population».
2. Order of the Ministry of Health of the Republic of Belarus #1245 of the 26th of December, 2011 «On approval of the clinical protocol of dental specialization».
3. Order of the Ministry of Health of the Republic of Belarus # 24 of the 14th of January, 2011 «On approval of forms of primary medical documentation in dentistry».
4. Order of the Ministry of Health of the Republic of Belarus # 1350 of the 21th of December, 2010 «On measures of improvement of work on early detection of cancer».
5. Order of the Ministry of Health of the Republic of Belarus #394 of the 23th of April, 2009 «On approval of general technical requirements for dentures».
6. Decree of the Ministry of Health of the Republic of Belarus #109 of the 9th of August, 2010. «Sanitary rules and regulations, hygienic standards» Hygienic requirements for organization, equipment and maintenance of health care institutions and for conducting sanitation and anti-epidemic measures to prevent infectious diseases in health care institutions».
7. Decree of the Ministry of Health of the Republic of Belarus #109 of the 19th of October, 2009. «Instruction on the organization of medical care to people with human immunodeficiency virus».

8. Order of the Ministry of Health of the Republic of Belarus #112 of the 14th of November, 2011. «On approval of sanitary rules and regulations, hygienic standards» Requirements for epidemiological surveillance of viral hepatitis in the Republic of Belarus».
9. Order of the Ministry of Health of the Republic of Belarus # 165 of the 25th of November, 2002. «On disinfection and sterilization in health care institutions».
10. Order of the Ministry of Health of the Republic of Belarus # 147 of the 20th of October, 2005. «On approval of rules for medical waste handling» Sanitary rules and regulations 2.1.7.14-20-2005».
11. Order of the Ministry of Health of the Republic of Belarus #47 of the 28th of April, 2010. «On approval of the instruction on the procedure of obligatory medical examinations of workers»
12. «On approval and bringing into service of the Sanitary Regulations for equipment and operation of health care institutions. Decree of the Ministry of Health of the Republic of Belarus #71 of the 11th of July, 2003.
13. Order of the Ministry of Health of the Republic of Belarus #351 of the 16th of December, 1998. «Collection of regulations on HIV / AIDS».
14. Appendix #201 of 4th of August, 1997. «Schemes of prevention with azidothymidine in case of possible HIV infection».
15. Instructions #113-0801 of the 5th of September, 2001 «Hygienic and surgical antiseptic of hand skin of medical staff».
16. Decree of the Ministry of Health of the Republic of Belarus #11 of the 6th February, 2013 «Requirements for the organization and carrying out sanitary and anti-epidemic measures aimed at preventing viral hepatitis and its spread»

LIST OF PRACTICAL SKILLS TO BE CONSOLIDATED DURING PRACTICAL TRAINING AND THE LEVELS OF THEIR DEVELOPMENT

Levels of mastering practical skills (can be supplemented):

- 1 – to know the theory, to be professionally oriented, to know the indications for conducting;
- 2 – to know the theory, to evaluate, to take part in the work of medical personnel;
- 3 – to know the theory, to carry out without assistance.

A practical skill can be assigned several levels (for example: 1, 2, 3, or 1, 2). If there are no conditions in the healthcare organization for mastering the skill at levels 2, 3, the student should master practical skills according to level 1.

№	Practical skills	Recommended	
		Quantity	Level of development
1	Medical history taking		
2	Examination of periodontium	40	3
3	Mouth opening and occlusion examination	40	3
4	Examination of teeth: degree of destruction	40	3
5	Examination of teeth: pathologic tooth mobility	40	3
6	Filling in the ambulance card	40	3
7	Making a plan of diagnostic, treatment and prophylactic measures	40	3
8	Personal motivation in individual risk factors of dental diseases	20	3
9	Preparing teeth for artificial crowns	8	2
10	Taking impressions with stock trays	16	3
11	Bite registration	6	1
12	Crown fitting	8	2
13	Crown luting/cementing	8	2
14	Bridge luting/cementing	12	2
15	Trial fit of waxed-up removable dentures	4	2
16	Making individual trays	2	1
17	Taking impressions with individual tray	1	1
18	Registration of centric relation	2	2
19	Trial fit of waxed-up complete removable dentures	2	3
20	Fitting and insertion of complete dentures	1	3
21	Fitting frameworks of partial removable dentures	1	3
22	Fitting and insertion of partial removable framework denture	1	3
23	Removable denture correction	5	1
24	Other activities (dental posts, $\frac{3}{4}$ crowns, inlays)	1	1
25	Sanitary-educational activities	1	3

THEMES AND FORMS OF SANITARY AND EDUCATIONAL WORK

The student is to perform sanitary-educational work among patients during medical outpatient practical training.

Recommended topics of individual sanitary-educational talks.

1. Smoking and health.
2. Carefully!!! Spice mixes and psychophysical addiction.
3. Prevention of dental diseases.
4. Means of professional hygiene.
5. Hygienic aspects of denture fixation.
6. Oral hygiene in the presence of implants.

Recommended topics of sanitary bulletins.

1. Healthy lifestyle - the key to somatic health.
2. Alcohol effect on health.
3. Carefully! Drugs and Drug Addiction.
4. Risk and prevention of HIV infection.

5. Oral hygiene.
6. Maintenance and care products for removable dentures.
7. Prevention of allergic reactions in prosthetic dentistry.
8. Prevention of galvanosis.
9. Prevention of early edentia.
10. Oral hygiene in the presence of prosthetic constructions.
11. Prevention of denture stomatitis.
12. Methods of cleaning removable dentures.
13. Oral hygiene of splinted teeth.

INFORMATION AND METHODOLOGICAL PART CALENDAR AND THEMATIC PLAN FOR PRACTICAL TRAINING

Practice section: name of works	Quantity		
	Weeks/days	classroom hours	in total
Examination of dental patient	2	20	45
Prothetic treatment of defects of tooth crown and tooth row	2	28	31
Prothetic treatment of complete edentia and tooth wear	2	14	18
Prothetic treatment of periodontal diseases, mucosa pathology, temporomandibular joint, secondary deformities and bite anomalies, allergies and galvanosis	2	4	6
Filling in medical documents	2	6	8
Total:	10	72	108

REQUIREMENTS FOR CONTENT, DESIGN, STUDENT'S ACCOUNTING DOCUMENTATION ON PRACTICAL TRAINING

During the practical training, the student, under the supervision of the direct head of the practice from the healthcare organization, performs the practice program and fills out the following documents:

- diary of the work experience practical training (appendix 1);
- report on the work experience practical training (appendix 2);
- student performance report (appendix 3).

The title page of the diary and the report are signed by the general head of the practice from the healthcare institution, the head of the practice from the department, approved by the head doctor and certified by the seal of the healthcare institution. Student performance reports are signed by the direct head of the practice from the healthcare institution, approved by the head doctor and certified with the seal of the healthcare institution.

The diary is a paper documenting the implementation of the workplace practical training program. In the diary, the student notes daily the acquired practical skills, their number and level of development. Additionally, other types of work provided for by the work experience practical training program can be introduced: case history summary/epicrisis, diagnosis justifications, calculations, protocols, forms of documents on quality control, sanitary and hygienic regime, according to the results of quality control, reference tables, shifts.

Case history summary/epicrisis, substantiation of the diagnosis, conducting sanitary and educational conversations with patients, etc. are written down in the diary section "Additional work".

Case history summary/epicrisis, justifications of the diagnosis are written down in a neat, legible handwriting.

The substantiation of the diagnosis is written down with the indication of:

- the examination plan,
- the analysis and interpretation of the obtained results of the laboratory and instrumental studies,
- the ongoing treatment (in Latin, signature, indicating the dose of drugs, the mechanism of action, etc.)

The diary is signed (with full name) by the direct head of the practice from the healthcare institution and the student. Corrections and additions after the direct supervisor of the practice has seen the records are not allowed.

During the last week of the work experience practical training, the student makes a report on the work experience practical training. The report should contain a list of practical skills acquired during practical training. The report indicates the total number of completed skills during the entire period of practice based on the diary. The report should indicate all the mastered skill levels (for example: 1, 2, or 2, 3). The report is signed by the student.

The student performance report is filled out by the direct head of the practice from the health care institution, approved by the head of the health care institution and certified by the seal of the health care institution. The characteristic notes:

- a) the business qualities of the student-intern, his ability to acquire professional skills, mastering practical skills;
- b) the presence and results of the development of personal qualities (communicative, moral, volitional) necessary for the profession;
- c) compliance with labor discipline, labor protection requirements, sanitary norms and rules;
- d) general assessment of the results of the practical training program implementation and the achieved level of practical training;
- e) relationships with the team, knowledge and compliance with the norms of medical ethics and deontology.

The diary, report, and student performance record should be carried out on A4 paper using the MS Word application.

QUESTIONS TO PREPARE FOR THE GRADED CREDIT

1. Which diseases lead to some damage of the anatomical shape, structure and shade of dental hard tissues?
2. What complications result from the absence of contact point, tooth equator, reduction of the height of the tooth crown?
3. What is the purpose of using radiographic methods of examination of patients with defect tooth crowns?
4. What kind of fixed dentures do you know?
5. What factors influence on the choice of the dentures in the prosthetic treatment of defects of the tooth crown hard tissues?
6. Typical reactions observed in response to the tooth preparation.
7. Methods for injection anesthesia and indications for their use, depending on the amount and topography of the teeth to be prepared.
8. The role of instruments and preparation techniques in reducing pain and discomfort.
9. Possible complications of tooth preparation and their prevention.
10. What are inlays and what purposes are they used for? International classification of inlays (ADA).
11. Indications for the use of inlays
12. Basic principles of cavity preparation for inlays.
13. Methods and sequence of making inlays
14. Basic and auxiliary materials used in inlays making.
15. Artificial crowns, their varieties.
16. Indications and contraindications for making metal crowns.
17. The sequence of tooth preparation for metal stamped crown. Criteria for assessing the tooth preparation.
18. Possible complications of preparation of tooth hard tissues for the stamped metal crown.
19. Clinical-and-laboratory stages of stamped crowns making.
20. Indications and contraindications for plastic crown making.
21. Characteristics of materials used for plastic crowns making.
22. Clinical-and-laboratory stages of plastic crowns making.
23. Indications for making temporary crowns from self-cure plastic, the sequence of making.
24. Plastic crown fitting and fixation techniques.
25. Indications and contraindications for combined crowns making.
26. Indications and contraindications for cast, metal-acrylic and PFM crowns making.
27. Principles and conditions of preparation for solid, MA and PFM crowns.
28. Preparation (methods of gingival retraction) and making impressions, the requirements for impressions.
29. Clinical-and-laboratory stages of solid, MA and PFM crowns making.
30. Rules of the root canal preparation for the posts, possible complications during opening of the root canal and their prevention.

31. Comparative characteristic of structural features of the post tooth according to Richmond compared with simple post tooth from plastic.
32. Indications for prosthetics with stump post constructions.
33. The sequence of stump posts constructions making.
34. Modelling materials used in stump post constructions making.
35. Comparative characteristic of stump post constructions and post teeth.
36. Reasons and frequency of partial tooth loss.
37. Methods of examination of patients with partial defects of dentition.
38. Classification of dentition defects (Kennedy, Courlandsky, Gavrilov).
39. Odontoparodontogram, filling it in.
40. Diagnosis and reasons for the choice of bridge constructions.
41. Indications for prosthetic with bridges, depending on the topography and nature of the defect.
42. Clinical-and-laboratory stages of making dental bridges (soldered, cast and combined).
43. Methods of determination of central occlusion, main landmarks.
44. Methods of central occlusion fixation.
45. Mistakes in the determination of central occlusion, their correction.
46. Types of pontic of the dental bridge.
47. Stages and rules of modeling the combined pontic.
48. Stages and rules of modeling the cast pontic of the dental bridge.
49. Criteria for assessing the quality of dental bridge making.
50. Stages for fitting the dental bridge in the mouth.
51. Clinical and laboratory stages of making combined crowns by Borodyuk, Velichko.
52. Types of dentures used in treatment of partial tooth loss.
53. Characteristics of partial removable dentures and their components.
54. Indications for using removable acrylic-base dentures in partial tooth loss.
55. Contraindications for using removable acrylic-base dentures in partial loss of teeth.
56. Choice of impression materials for impression taking, depending on the teeth and oral mucosa condition.
57. Methods of impression taking and their assessment.
58. Borders of the acrylic-base denture and the conditions on which they depend.
59. The sequence and technique of fitting and sitting removable acrylic-base dentures.
60. The mechanism of adaptation of the patient to the denture.
61. Instructions to the patient on using partial removable acrylic-base dentures.
62. Indications and contraindications for restoration of the integrity of the dentition with clasp framework dentures.
63. Construction elements of clasp dentures. Their functional purpose.
64. Surveyor. Its components, their purpose.
65. Surveying (arbitrary method, the method of choice, Berezovsky's method, Novak's method).

66. Ney's clasps system. Choosing clasps depending on the topography of the landmark line location.
67. The technique of making cast clasp dentures on refractory models. The main and auxillary materials.
68. Classification of edentulous jaws.
69. Assessment of the condition of the oral mucosa of the prosthetic bed of edentulous jaws.
70. Methods of fixation of the dentures on edentulous jaws, their characteristics.
71. Selection of the impression tray and procedure of primary impression taking.
72. The borders of individual trays on the upper and lower jaw, valve area (neutral zone).
73. Fitting of individual trays using functional tests by Herbst on the upper and lower jaw.
74. Methods of making functional impressions and their evaluation.
75. Teeth arrangement using the glass (Vasiliev's method).
76. Checking the CRD construction, Mistakes in determining the centric relation of the jaws and their elimination.
77. Fitting and application of CRD. Adapting to CRD.
78. Classification of periodontal diseases.
79. Clinical, radiological and laboratory methods of examination of patients with periodontal disease.
80. Grinding as the first stage of prosthetic treatment of periodontal diseases. Methods of selective grinding.
81. Immediate prosthetics. Clinical and biological basis of applying dentures at stages of prosthetic treatment of periodontal diseases.
82. Aims and objectives of temporary and permanent splinting.
83. Clinical-and-laboratory stages of making removable and fixed splints.
84. State of the dentoalveolar system in a partial lesion of dentition. Compensated, subcompensated, decompensated state of the dentoalveolar system.
85. Deformities development in case of secondary partial adentia. Traumatic nodes and traumatic occlusion, their characteristics, mechanism of formation. Etiology, pathogenesis and classification of dentition deformities.
86. Etiology, clinical picture, diagnosis of oral mucosa diseases. Differential diagnosis and peculiarities of prosthetic treatment in oral mucosa chronic diseases.
87. Classification of diseases of temporomandibular joints. Etiology, clinical picture, differential diagnosis and treatment techniques of diseases of temporomandibular joints.
88. Etiology, pathogenesis, clinical picture and manifestation of allergic conditions and galvanism in the oral cavity. Differential diagnosis (allergies, galvanism paresthesias). Prevention and treatment techniques of allergy and galvanism. Specific features of prosthetics and selection of materials.

METHODOLOGICAL INSTRUCTIONS FOR PRACTICE SUPERVISORS AND STUDENTS

The Head of a healthcare organization:

signs agreements with the University on the organization of the students' work experience practical training, issues an Order on the enrollment of students for work experience practice in accordance with the agreements on the students' work experience practical training, on the appointment of general and direct supervisors of the students' work experience practical training in the organization and sends the Order under the name of the Rector to the address of the University (electronic version is allowed);

The General Practice Supervisor in a healthcare organization:

assigns the students to the departments of a healthcare organization;
organizes the instruction of students on occupational health and safety and occupational hygiene;
interacts with the heads of the practice from the departments on the implementation of the work experience practical training by students;
involves the students in activities specified by the program of work experience practical training;
provides the students with the necessary conditions to complete the work experience practical training program;
controls the labor discipline of the students.

The Direct Practice Supervisor in a health organization:

- together with the head of the group, draws up a schedule for the students' practical training and submits it for approval to the head of the health organization;
- assigns the students to workplaces in accordance with the schedule of the practical training;
- conducts instruction on occupational safety, hygiene, fire safety in the healthcare institution and at the workplace;
- introduces the students to the organization of work at the workplace; provides the students with assistance in mastering practical skills, in consolidating theoretical knowledge, professional skills of each stage of the practical training;
- identifies and promptly eliminates drawbacks in the course of the practical training, and, if necessary, reports them to the head of the University practice and the administration of the healthcare institution;
- at the end of the workplace practical training, he prepares the performance report for the student.

The Direct Supervisor from the department:

- interacts with the general supervisor of practice in a healthcare institution on the implementation of the work experience practical training program by the students;
- provides scientific and methodological assistance to the students during the work experience practical training;
- daily monitors the labor discipline of the students.

The Monitor of the group:

- participates in the preparation of the schedule of practical training in the healthcare organization, brings it to students' notice;
- monitors the labor discipline in the group, promptly informs the heads of the practical training from the department about violations by the students of the work regulations of the health organization;
- upon completion of practical training, arranges signing of the students' reporting documents (diary, report, student performance report) by the head of the healthcare institution and certifying them with the seal of the organization.

In order to complete the work experience practical training, a student must:

- get acquainted with the program of the work experience practical training on the website;
- attend a course meeting on organizational and methodological issues, instruction on occupational health and safety, and occupational hygiene for work experience practical training;
- strictly follow the internal working regulations of the healthcare institution, follow the basics of deontology;
- receive instructions on occupational health and safety, fire safety, occupational hygiene in the organization and comply with them;
- record the main points of his introductory and practical activities in various departments of the healthcare institution, indicating during which procedures, diagnostic tests or other manipulations he was present, what he performed independently under the guidance of health care professionals;
- fulfill the program of work experience practical training, prepare the documents of the standard form: (diary of the practical training, report on the practical training), get a student performance report.

Appendix 1
to the work experience training
curriculum

MINISTRY OF HEALTH OF THE REPUBLIC OF BELARUS
Educational Institution
«BELARUSIAN STATE MEDICAL UNIVERSITY»
Healthcare Institution
TITLE

APPROVED by
Head Doctor
Full name

_____ 202_____
STAMP

DIARY

work experience practice training medical outpatient practice in prosthodontics

(Last name, first name, patronymic)

Faculty

Year

Student group No.

Healthcare
institution
(practice base)

(name of the healthcare institution)

Head of Practical Training from
the healthcare institution _____

(signature) (Full name)

Head of Practical Training from the
department of (specify the department))

(signature) (name)

Day 1. Date _____ Time _____

The content of the work performed	Quantity (per day)	Level of mastering
Complaints, history and anamnesis taking		
Examination of periodontium		
Evaluation of mouth opening and occlusion		
Evaluation of state of teeth: degree of destruction		
Evaluation of state of teeth: mobility		
Filling in patients card		
Making of individual plan of diagnostic, treatment and prophylactic activities		
Preparation of teeth for artificial crowns		
Taking impressions with stock tray		
Bite registration		
Crown fitting		
Luting/cementing of single crowns		
Luting/cementing of dental bridges		
Trial fit of removable dentures		
Fitting and insertion of removable acrylic-base dentures		
Individual tray manufacture		
Impression taking with individual tray		
Centric occlusion registration		
Trial fit of complete removable dentures		
Fitting frameworks of partial removable dentures		
Fitting and insertion of framework removable dentures		
Correction of removable dentures		
Other activities(dental posts, $\frac{3}{4}$ crowns, inlays)		
Sanitary-educational activities		

Additional work:

Only additional types of work performed by the student are listed, indicating the degree of participation: case history summary/epicrisis, justification of the diagnosis, conducting sanitary and educational conversations with patients, calculations, reference tables, etc.

Student

*(signature)*Direct Supervisor of
Practical training from the Healthcare Institution

(signature)

Appendix 2
to the work experience training
curriculum

MINISTRY OF HEALTH OF THE REPUBLIC OF BELARUS
Healthcare Institution
«TITLE»

APPROVED by
Head Doctor
Full name

_____ 202_____
STAMP

Student Report of _____
(FULL NAME)
on work experience practice in the healthcare institution

_____ (title of the healthcare institution in accordance with the State Register)
for the period from _____ 20 __ to _____ 20 __

№	Practical skills	Recommended		Mastered	
		number of hours	level of mastering	number of hours (total)	level of mastering
1.	Complaints, history and anamnesis taking				
2.	Examination of periodontium				
3.	Evaluation of mouth opening and occlusion				
4.	Evaluation of state of teeth: degree of destruction				
5.	Evaluation of state of teeth: mobility				
6.	Filling in patients card				
7.	Making of individual plan of diagnostic, treatment and prophylactic activities				
8.	Preparation of teeth for artificial crowns				
9.	Taking impressions with stock tray				
10.	Bite registration				
11.	Crown fitting				
12.	Luting/cementing of single crowns				
13.	Luting/cementing of dental bridges				
14.	Trial fit of removable dentures				
15.	Fitting and insertion of removable acrylic-base dentures				
16.	Individual tray manufacture				
17.	Impression taking with individual tray				

18.	Centric occlusion registration				
19.	Trial fit of complete removable dentures				
20.	Fitting frameworks of partial removable dentures				
21.	Fitting and insertion of framework removable dentures				
22.	Correction of removable dentures				
23.	Other activities(dental posts, $\frac{3}{4}$ crowns, inlays)				
24.	Sanitary-educational activities				

Student

(signature) Full name

General

Practice Supervisor from the Healthcare
Institution_____
(signature) Full name

Appendix 3
to the work experience practical
training program

MINISTRY OF HEALTH OF THE REPUBLIC OF BELARUS
Healthcare Institution
«TITLE»

APPROVED BY
Head Doctor
Full name

_____ 202_____

PERFORMANCE REPORT

of the student

(Last name, first name, patronymic)

The report should reflect the professional qualities of the student-trainee as well as the ability to acquire professional skills. Indicate the presence and results of the development of personal qualities necessary for the profession. Give a general assessment of the results of the completion of the practical training program and the achieved level of practical training. Characterize the relationships with the team, knowledge and compliance with the norms of medical ethics and deontology. In conclusion, recommendations should be given on the eligibility of the student for the interim assessment in work experience practice, and proposals to University should be made as to the improvement of the quality of theoretical training preceding the student's referral to practice.

Direct Practice Supervisor from the Healthcare
Institution
Full name

_____ 202_____

I am familiar with the report

_____ Full name
_____ 202_____


COMPILERS:

Head of the Department of
Prosthodontics, Professor, PhD


signature

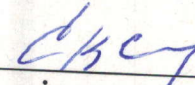
S.A. Naumovich

Associate Professor of the
Department of Prosthodontics, PhD


signature


P.A. Stozharov

Professor of the Department of
Prosthodontics, MD


signature

S.V. Ivashenko

Associate Professor of the
Department of Prosthodontics,
PhD


signature

V.A. Sharanda

The design of the work experience practice program and accompanying documents meet the established requirements

Dean of the Medical Faculty for International
Students of the Educational Institution
«Belarusian State Medical University»

26 05 2022



/ O.S. Ishutin

Head of Practical Training
of the educational institution «Belarusian State
Medical University»

26 05 2022



N.A. Medved

Methodologist of the educational institution
«Belarusian State
Medical University»

26 05 2022



O.R. Romanovskaya